



**YANMAR**

TRUE ZERO TAIL SWING MINI EXCAVATOR

# **Vi017-1**

[Gross] 10.1kW <13.5HP>







# ***Vi017-1***

**Top performance and  
reliability for professionals**



***BUILDING  
WITH YOU***

# Features of Vi017-1

## Cylinder Hose **NEW**

Easy to be replaced, less manpower.

Page 13

## LED Working Light **NEW**

Provides brighter light.

Page 6

## Spring Steel Cylinder Guards **YANMAR ORIGINAL**

To prevent cylinder rods from damage.

Page 10

## ViPPS Hydraulic System

Ensures smooth and precise simultaneous movements.

Page 11

## Sliding Variable Undercarriage **YANMAR ORIGINAL**

Retracts to fit through narrow passages.  
Extends for stable operation.

Page 7





**ROPS<sup>\*1</sup> & FOPS<sup>\*2</sup> 4-Pole Canopy**

The protective structure that meets ISO standards, minimizes the damage in case of an accident.

**Page 11**

**Oil Cooler NEW**

Enhanced heat balance.

**Page 6**

**YANMAR Engine YANMAR ORIGINAL**

Powerful, reliable and efficient.

**Page 8, 9**

**True Zero Tail Swing**

Ensures safer operation on the tight job sites.

**Page 7**

**Walk-Through**

Get on and off the machine from both sides.

**Page 11**

**Tie-Down Hooks**

Ensures safe transportation.

\*1 Roll-Over Protective Structure (ROPS): A structure to protect the operator wearing a seat belt, in case the machine rolls over.  
\*2 Falling Objective Structure (FOPS): A structure to protect the operator from falling objects.



Machine width  
**1280**mm ▶ **950**mm

at the maximum at the minimum

### Sliding Variable Undercarriage & Foldable Blade

The undercarriage retracts to 950mm to fit through narrow passages and extends to 1280mm for stability while working.

### Simple Folding Extendable Blade **YANMAR ORIGINAL**

The hinged blade extensions are permanently fixed to the blade. No tools required to change the width of the blade. No risk of losing the blade extensions.




# Excellent performance in a small package



## True Zero Tail Swing

YANMAR pioneered the concept of a true zero tail swing mini excavator. The upper frame doesn't extend beyond the track width, giving operator the ability to tackle jobs more safely in tighter spaces.



## Upgraded Oil Cooler **NEW**

Additional fins in the oil cooler enhance cooling capabilities, especially hydraulic oil. It delivers excellent heat balance in all kinds of weather conditions. Additionally, it prolongs the lifetime of inner components.




LED

Halogen

## Built-in LED Working Light **NEW**

A well protected LED light provides brighter light for work safely and with accuracy in dark spaces.




# Reliable YANMAR engine designed to deliver powerful output and fuel efficiency

## YANMAR Engine

Equipped with legendary YANMAR TNV engine. It guarantees high quality, power and efficiency thanks to advanced technologies.

Model **3TNV70-XBV** Output **10.1kW**



### High Performance Engine


High performance engine provides a powerful boost for tough works.



### Clean and Low-Noise

Ultra-low noise design, friendly to people and the environment.

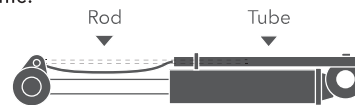
# Proven durability



Watch the video

## 1 Spring Steel Cylinder Guards

All cylinders are protected with unique spring steel structured guards to reduce machine downtime.



## 2 P.T.O. Hydraulic Line

Standard P.T.O. hydraulic line delivers excellent performance for demolition job application.



### Minimal Distance between Bucket and Blade

It makes easy to push and collect soil in earth cleaning applications.



### Cutting Edge Blade

High tensile steel plate for outstanding durability.



### Protected Boom Cylinder Hose


The unique structure minimizes damage to the hose caused by dirt and sand.

# Operator comfort and enhanced safety



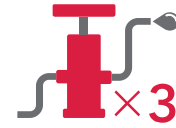
## 1 Walk-Through

A walk-through enables operator to get on and off the machine from both sides. It is highly efficient when operating right next to the wall.



## 2 Hydraulic Joystick Lever

Equipped with joysticks on both sides of the seat. They enhance operator comfort and deliver precision control.



## 3 ViPPS Hydraulic System

YANMAR's progressive 3 pump system ensures smooth simultaneous operation of all functions, even when traveling.



## 4 Safety Lock Lever

To prevent from accidental operations, all the operations can be locked by pulling the safety lever.



## ROPS and FOPS 4-Pole Canopy

The protective structure that meets ISO standards, minimizes the damage in case of an accident.



## Frame Guard

The bottom of the frame is covered with high-strength cast iron to provide protection on the toughest job sites.





# Easy maintenance



## 1 Engine, Air Cleaner

Wide opening of engine bonnet makes inspection and maintenance of the engine and air cleaner simple.



## 2 Battery, Cell Motor, Generator

The battery, cell motor and generator can be easily accessed by opening the cover under the operator seat.



## 3 Fuel Filler

Lockable cover below right-hand side joystick lever provides easy access and security.



## 4 Hydraulic Components, Return Filter

The left-hand side steel cover can be easily removed to access hydraulic components and return filter.



## 5 Radiator

The right-hand side bonnet can be easily removed to access radiator.



## 6 Cylinder Hose **NEW**

Easy to replace hoses. Reduces maintenance time and cost.

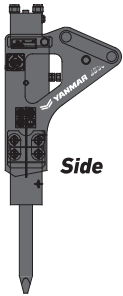
## Attachments

# YANMAR Hydraulic Breaker

A wide range of hydraulic breakers are available for demolition applications. Each model delivers reliability, productivity and durability. Refer to breaker's catalog for more information.



### Product Lineup



*Side*



*Pin Mounted*



*Cap Mounted*



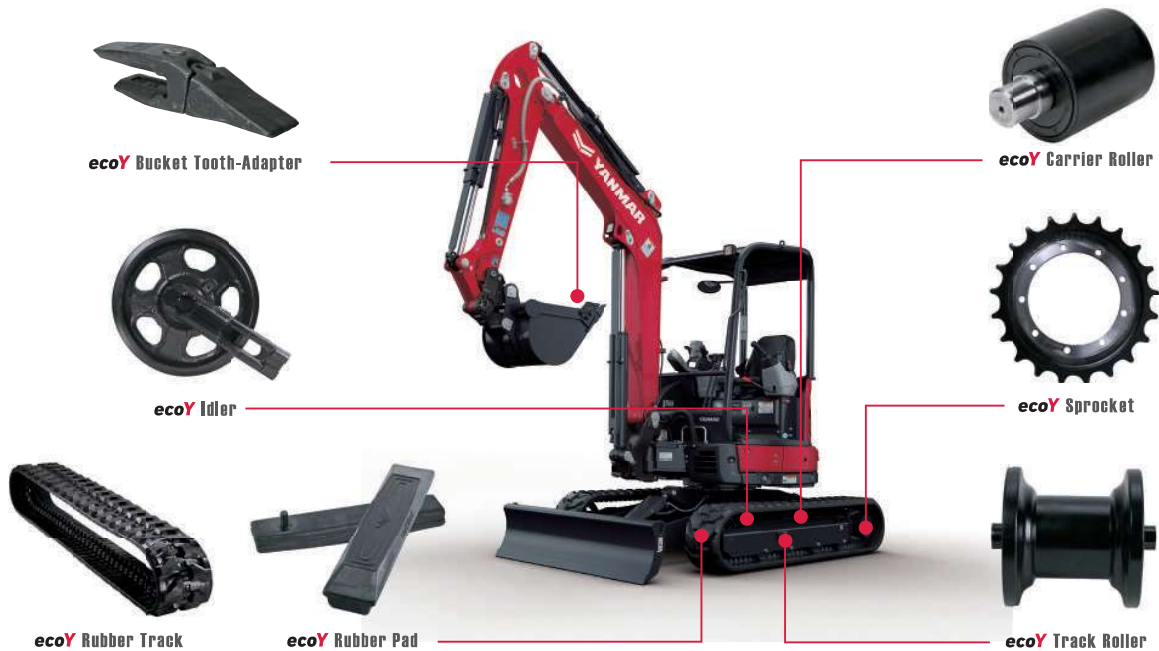
*Box Housing (Silenced)*

## YANMAR's recommended parts

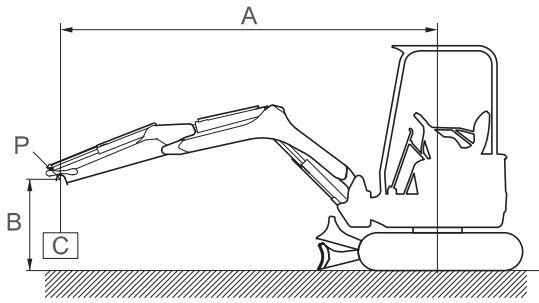
**ecoY**  
GUARANTEED QUALITY & DURABILITY



Watch the video



# Lifting Capacity



With: Canopy and rubber track

Without: Bucket

A: Reach from swing center line [m (in.)]

B: Load point height [m (in.)]

C: Lifting load [kg (lbs.)]

P: Load point

: Rating over front

: Rating over side or 180 degrees

Loads shown in table include weight of standard bucket [37kg (82lbs.)].

Unit: kg (lbs.)

## Blade on ground [Track width : 1280mm (extended)]

A [m (in.)]	Max.		2.5 (98.4)		2.0 (78.7)		Min.	
B [m (in.)]								
2.0 (78.7)	*340 (749)	230 (507)	*320 (705)	*320 (705)	-	-	-	-
1.5 (59.1)	*350 (771)	200 (440)	*370 (815)	*350 (771)	*420 (925)	*420 (925)	-	-
1.0 (39.4)	*350 (771)	190 (418)	*440 (970)	290 (639)	*590 (1300)	410 (903)	*770 (1697)	530 (1168)
0.5 (19.7)	*370 (815)	190 (418)	*500 (1102)	280 (617)	*710 (1565)	380 (837)	*920 (2028)	480 (1058)
0 (0)	*380 (837)	200 (440)	*530 (1168)	280 (617)	*740 (1631)	370 (815)	*970 (2138)	590 (1300)
-0.5 (-19.7)	*400 (881)	220 (485)	*520 (1146)	270 (595)	*720 (1587)	360 (793)	-	-
-1.0 (-39.4)	*400 (881)	260 (573)	*440 (970)	270 (595)	*620 (1366)	360 (793)	-	-

## Blade above ground [Track width : 1280mm (extended)]

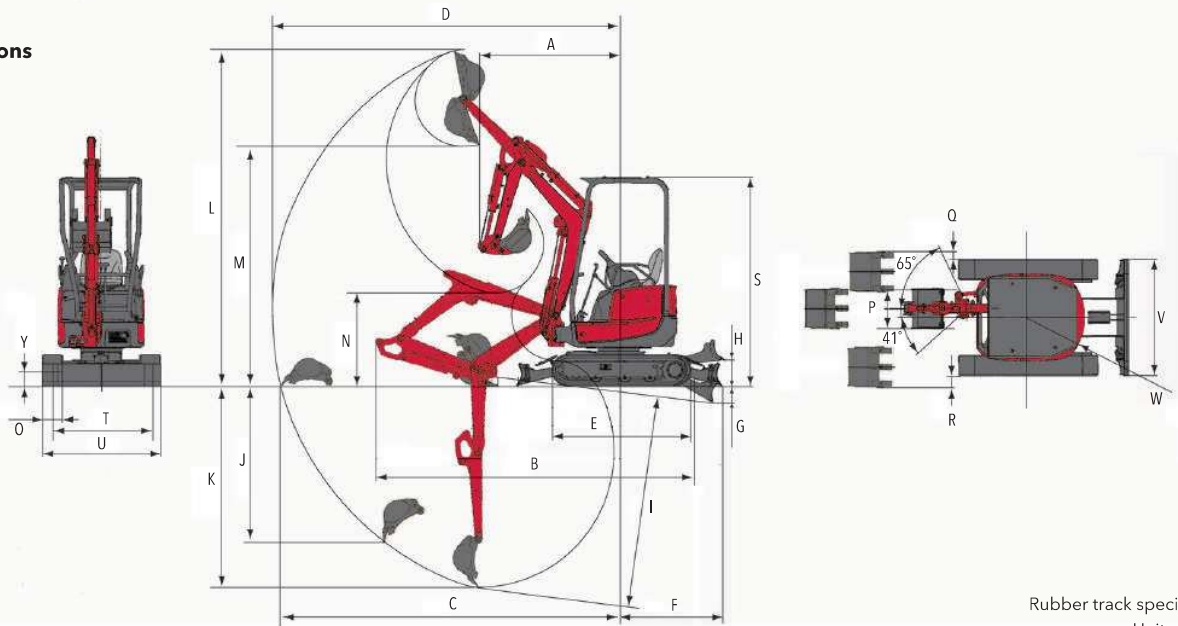
Unit: kg (lbs.)

A [m (in.)]	Max.		2.5 (98.4)		2.0 (78.7)		Min.	
B [m (in.)]								
2.0 (78.7)	230 (507)	230 (507)	*320 (705)	*320 (705)	-	-	-	-
1.5 (59.1)	200 (440)	200 (440)	300 (661)	*350 (771)	*420 (925)	*420 (925)	-	-
1.0 (39.4)	200 (440)	190 (418)	300 (661)	290 (639)	430 (947)	410 (903)	530 (1168)	530 (1168)
0.5 (19.7)	190 (418)	190 (418)	280 (617)	280 (617)	390 (859)	380 (837)	500 (1102)	480 (1058)
0 (0)	190 (418)	200 (440)	260 (573)	280 (617)	350 (771)	370 (815)	590 (1300)	590 (1300)
-0.5 (-19.7)	200 (440)	220 (485)	250 (551)	270 (595)	350 (771)	360 (793)	-	-
-1.0 (-39.4)	260 (573)	260 (573)	270 (595)	270 (595)	360 (793)	360 (793)	-	-

Note:

The lifting load with the asterisk (\*) mark is limited by hydraulic lifting capacity rather than tipping. The lifting capacity shown in the above list is based on the ISO Standard No. 10567 and represents either 87% of hydraulic lifting capacity or 75% of tipping load, which is smaller.

## ● Dimensions



Rubber track specification  
Unit: mm (in.)

	A <cat boom swing>	B	C	D	E	F	G	H	I	J	K	L	M	N	O	P	Q	R	S	T	U	V	W	Y
ViO17-1	1540 (60.6)	3460	3730	3820	1540	1120	200	265	2310	1800	2210	3690	2620	1010	230	450	85-250	125-290	2320	720-1050	950-1280	950 / 1280	640	165
Canopy	<1390 (54.7)>	(136.2)	(146.9)	(150.4)	(60.6)	(44.1)	(7.9)	(10.4)	(90.9)	(70.9)	(87.0)	(145.3)	(103.1)	(39.8)	(9.1)	(17.7)	(3.3-9.8)	(4.9-11.4)	(91.3)	(28.3-41.3)	(37.4-50.4)	(37.4 / 50.4)	(25.2)	(6.5)

## ● Specifications

MODEL				ViO17-1
TYPE				Canopy Sliding variable undercarriage
WEIGHT	Operating weight	Rubber track	kg (lbs.)	1785 (3935.2)
		Steel track	kg (lbs.)	1870 (4122.6)
ENGINE	Type	Vertical 3-cylinder water-cooled diesel engine		
	Model	3TNV70-XBV		
	Rated output, gross	kW (HP) / rpm		10.1 (13.5) / 2200
BUCKET	Capacity, standard	cu.m (cu.ft)		0.04 (1.41)
	Width, standard	mm (in.)		450 (17.7)
PERFORMANCE	Max. digging force	Bucket	kN (lbs.)	15.2 (3418)
		Arm	kN (lbs.)	8.6 (1933)
	Max. digging depth <at the blade down>	mm (in.)		2210 (87.0) <2310 (90.9)>
	Max. vertical wall digging depth	mm (in.)		1800 (70.9)
	Max. cutting height	mm (in.)		3690 (145.3)
	Max. dumping height	mm (in.)		2620 (103.1)
	Max. digging radius of the ground	mm (in.)		3730 (146.9)
	Front min. swing radius <at swinging the boom>	mm (in.)		1540 (60.6) <1390 (54.7)>
	Boom swing angle: left / right	degrees		41 / 65
SPEED	Travel speed:	Rubber track	km/h (mph)	4.2 (2.6) / 2.1 (1.3)
	high / low	Steel track	km/h (mph)	3.7 (2.3) / 1.9 (1.2)
	Swing speed	rpm		9.5
GROUND PRESSURE	With standard track	Rubber track	kPa (PSI)	29.0 (4.2)
		Steel track	kPa (PSI)	30.3 (4.4)
TANK CAPACITY	Fuel tank	L (gal)		20.0 (5.3)
	Hydraulic oil tank	L (gal)		16.5 (4.4)
HYDRAULIC SYSTEM	Pump displacement	L/min (gpm)		17.6 (4.65)×2 <Variable displacement pump> 13.2 (3.48)×1 <Gear pump>, 7.9 (2.09)×1 <Gear pump>
	Relief set pressure	MPa (PSI)		20.6 (2986)×2, 16.7 (2417)×1, 2.9 (427)×1
	Max. P.T.O. output	L/min (gpm)		30.8 (8.1)

All data are subject to change without notice. Note that the standard equipment may vary. Consult your YANMAR dealer for confirmation.

## YANMAR COMPACT EQUIPMENT



yanmar.com