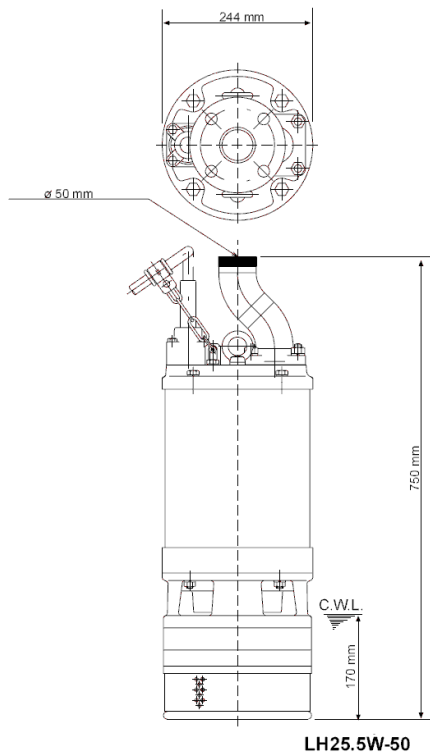
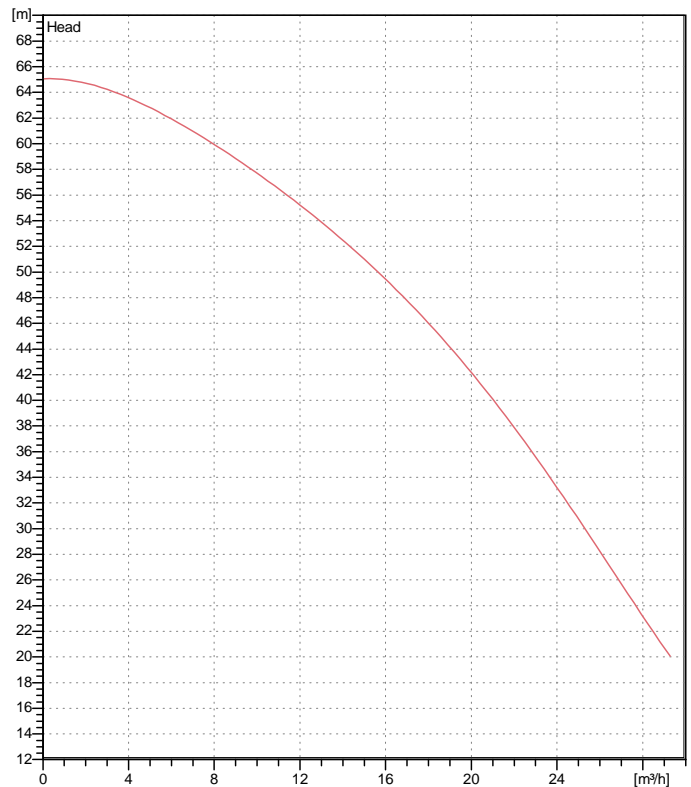


Data sheet LH25.5W-50



CWL: Continuous running water level



Specification

Electric submersible pump
 Degree of protection IP 68
 Depth of submersion max. 50 m
 Type of impeller Closed
 Max. solid handling 6 mm
 Suitable for:
 rain water, ground water, sand water

Electric motor

Dry-type submersible induction motor
 Insulation class B 2Poles 2825 1/min
 Starting mode Directly
 Rated voltage 400 V 50 Hz 3~
 Power uptake 7,09 kW
 Rated power 5,50 kW
 Rated current 11 A
 Start current 65,0 A

Cable

20m H07RN-F 4Cx2,5mm²

Motor Protection

Circle thermal protector
 (snap-action bi-metal device)

Shaft seal

Double inside mechanical seal in oil bath
 additional lubrication by oil lifting device

Primary seal

Silicon carbide on silicon carbide

Secondary seal

Silicon carbide on carbon

Bearings

Shielded ball bearings, maintenance-free

Materials

Impeller (2x)	Chromium Iron HiCrFC
Upper Pump casing	FC200 (EN-GJL-200)
Lower Pump casing	FC200 (EN-GJL-200)
Motor Frame	FC200 (EN-GJL-200)
Shaft	Stainless steel SUS420J2

Discharge size

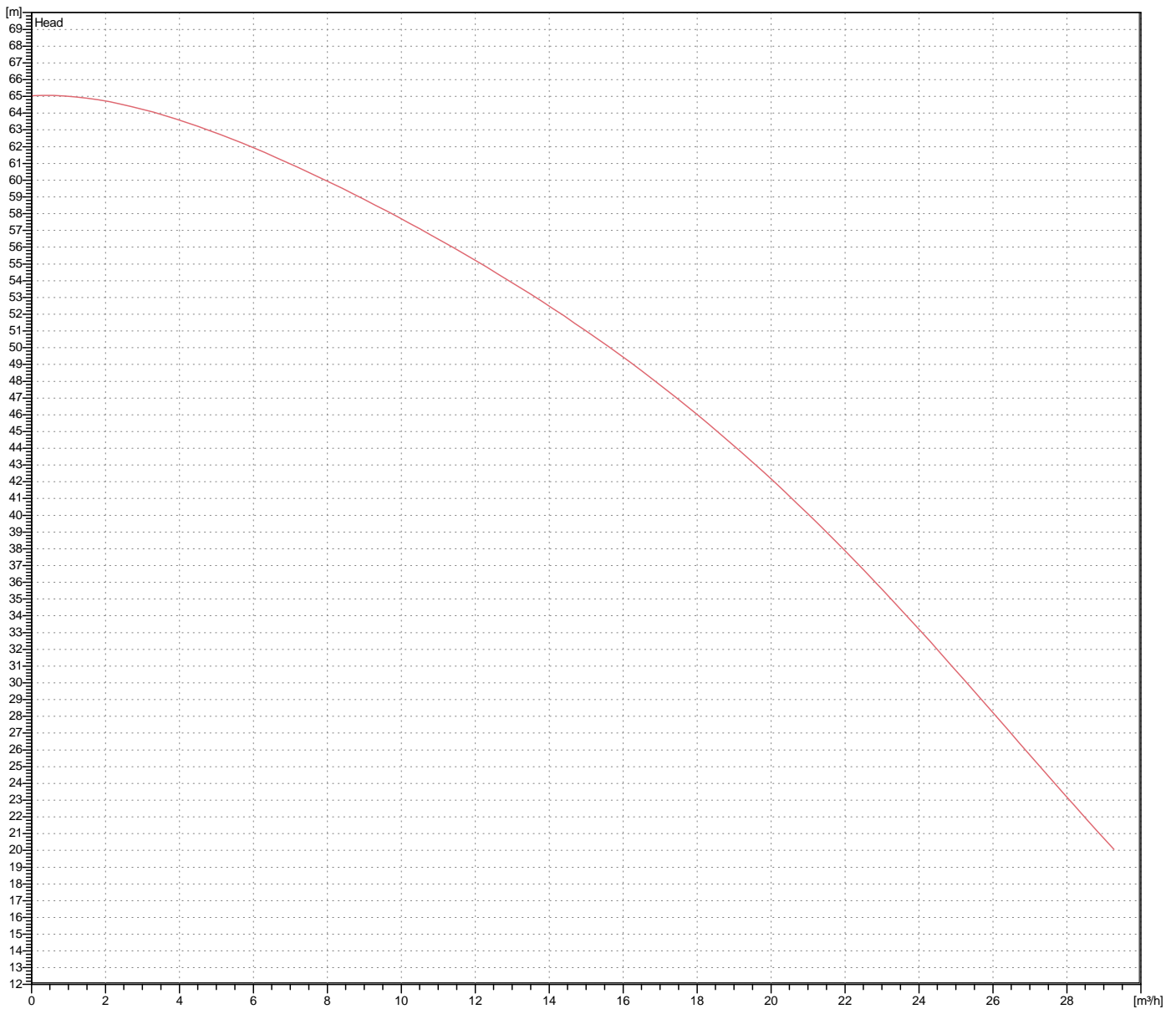
2" (50mm) BS-Coupling (threaded flange)

Weight

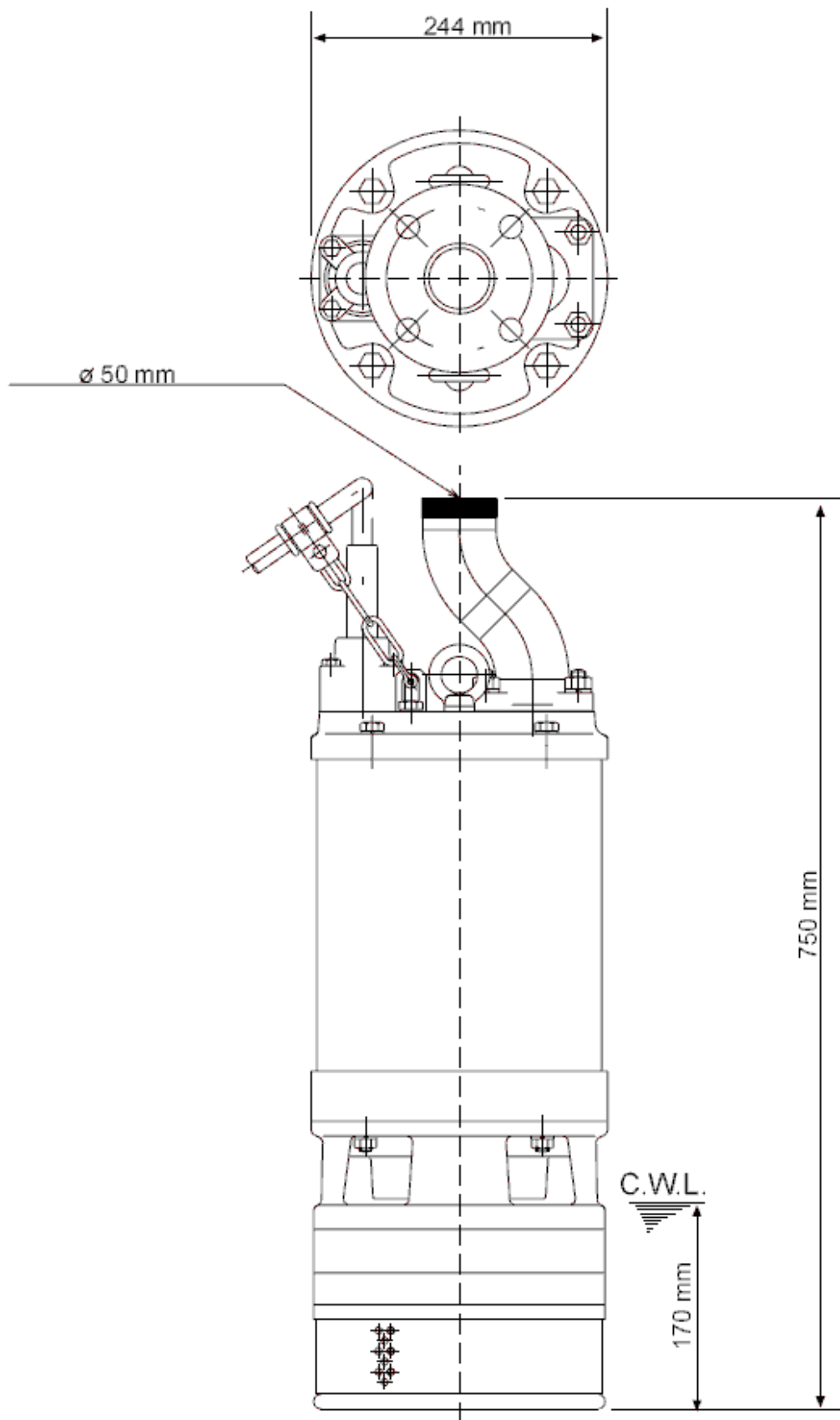
80 kg (dry weight of the pump only without cable)

Performance curve LH25.5W-50

Discharge port	2"
Head	65,0 m
Flow	29,3 m ³ /h
Rated power	5,50 kW
Power input	7,09 kW
Phases	3~
Voltages	400 V
Frequency	50 Hz
Rated current	11 A
Starting current	65,01 A
Number of poles	2
Speed	2825 1/min
Starting mode	Directly
Insulation class	B



Dimensions LH25.5W-50



LH25.5W-50

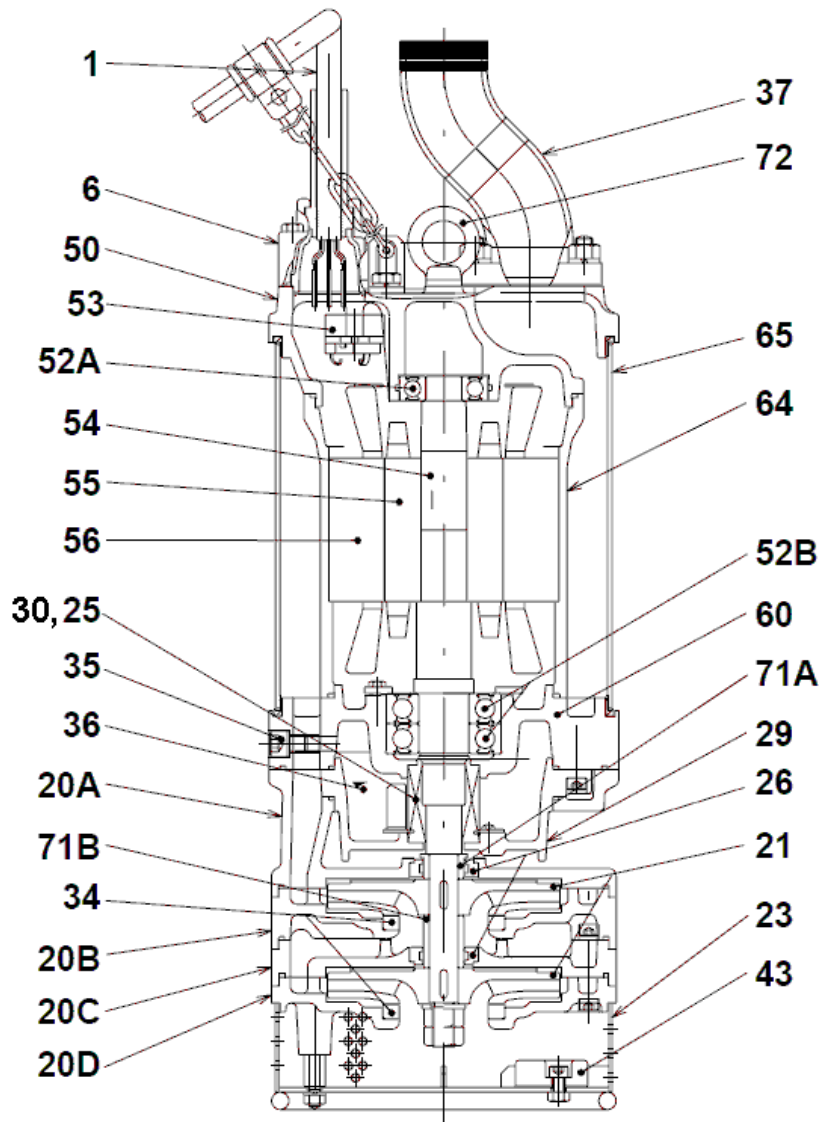
CWL: Continuous running water level
LWL: Lowest running water level

 **TSURUMI PUMP**

Tsurumi Europe GmbH
05.09.2011

Heltorf Str. 14 * 40472 Düsseldorf * Germany
Tel.: +49-211-4179373 sales@tsurumi.eu
Fax: +49-211-4791429 www.tsurumi.eu

Sectional drawing LH25.5W-50



No.	Denomination	Remark	No.	Denomination	Remark
1	Cable	20m H07RN-F 4Cx4mm ²	43	Zinc anode (2x)	Zinc
6	Stuffing box	FC200 (EN-GJL-200)	50	Motor cover	FC200 (EN-GJL-200)
20A	Upper Pump casing	FC200 (EN-GJL-200)	52A	Upper bearing	6305ZZC3
20B	Lower Pump casing	FC200 (EN-GJL-200)	52B	Lower bearing	6307ZZC3
20C	Upper Pump casing	FC200 (EN-GJL-200)	53	Motor Protector	.
20D	Lower Pump casing	FC200 (EN-GJL-200)	54	Shaft	Stainless steel SUS420J2
21	Impeller (2x)	Chromium Iron HiCrFC	55	Rotor	.
23	Strainer	Construction steel SS400	56	Stator	.
25	Mechanical seal	HT-2530	60	Bearing Housing	FC200 (EN-GJL-200)
26	Labyrinth ring (2x)	Stainless steel SUS304	64	Motor Frame	FC200 (EN-GJL-200)
29	Oil casing	FC200 (EN-GJL-200)	65	Outer Cover	Construction steel SS400
30	Oil distributor	Plastic	71A	Upper shaft protection sleeve	Stainless steel SUS403
34	Wear Ring (2x)	Chromium Iron HiCrFC	71B	Lower shaft protection sleeve	Stainless steel SUS403
35	Oil screw	Stainless steel SUS304	72	Eye screw (2x)	Stainless steel SUS304
36	Lubricant	Turbine oil (ISO VG32)			
37	Pressure socket	steel pipe / Sectional steel SUS 10040			