

For Earth, For Life
Kubota



SPEC CHECK GUIDE 2021

KUBOTA CANADA LTD.

Head Office:
5900 14th Avenue, Markham, Ontario L3S 4K4
TEL: (905) 294-7477

Visit our web site at: www.kubota.ca



SVL65-2
SVL75-2
SVL97-2

Kubota	
SVL65-2	10
SVL75-2	20
SVL97-2	24

ASV	
RT-25	10
RT-40	10
RT-50	10
RT-65	11
VT-70 High Output	20
RT-75	24
RT-75 Heavy Duty	24
RT-120	24
RT-120 Forestry	25

Bobcat	
T450 M3-series	11
T550	11
T595	11
T62	12
T64	20
T66	20
T740	25
T740 Roller Suspension	25
T76	25
T770	26
T770 Roller Suspension	26
T870	26

Case	
TR270B	12
TR310B	12
TR340B	21
TV370B	21
TV450B	27

CAT	
239D3	13
249D3	13
259D3	13
279D3	13
289D3	27
299D3	27
299D3 XE	27
299D3 XE LAND MANAGEMENT	28

Gehl	
RT105	14
RT135	14
RT165	14
RT185	15
RT215	15
RT255	21
VT320	28

JCB	
215T	15
270T	28
300T	29
325T Forestry Master	29

JD	
317G	15
325G	21
331G	29
333G	29

Mustang	
1050RT	16
1350RT	16
1650RT	16
1850RT	17
2150RT	17
2550RT	22
3200VT	30

NH	
C327	17
C332	17
C334	22
C337	22
C345	30

Takeuchi	
TL6R	18
TL8	18
TL8R2	18
TL10V2	23
TL12R2	30
TL12V2	31

Wacker Neuson	
ST28	19
ST31	19
ST35	23
ST40	31
ST45	31
ST50	31

Please note:
 *All specification data in this guide book are obtained from published information by manufacturer, which is like brochure and web site. The data published represents the most current and best effort to report industry specifications accurately. However, no responsibility can be accepted for any errors or omissions.

SVL97-2 FEATURES




Improved to meet new challenges.

- **OUTSTANDING PERFORMANCE**
- **HIGHER RELIABILITY**
- **EXCEPTIONAL OPERATOR COMFORT**

SVL97-2

Engine Gross HP SAE J1995	HP (kW)	96.4 (71.9)
ROC 35% of tipping load	lbs. (kg)	3200 (1451)
Operating weight	Open CAB	lbs. (kg)
	Closed CAB	lbs. (kg)

- A** Powerful Kubota Engine
- B** Rear-view Camera
- C** DEF Tank Cover
- D** High-flow Hydraulics
- E** Improved Cab Sealing
- F** LED Worklights (Opt)



SVL97-2 FEATURES

OUTSTANDING PERFORMANCE

■ Powerful Control Valve System

The SVL97-2 features a new Load Sensing System and improved control valve to provide even more powerful pushing and driving forces, even for combined attachment operations. Plenty of power to travel on slopes and handle attachment work also means you'll get the job done faster.



■ Kubota Unique Vertical Lift Design


Kubota's unique vertical lift is designed to deliver an exceptionally long reach and a tall hinge pin height for easy dumping into truck.

■ Standard Self-leveling Function

This feature helps keep the bucket or fork in a horizontal position without the need to manually adjust the angle during lifting.

■ Electronic Travel Torque Management

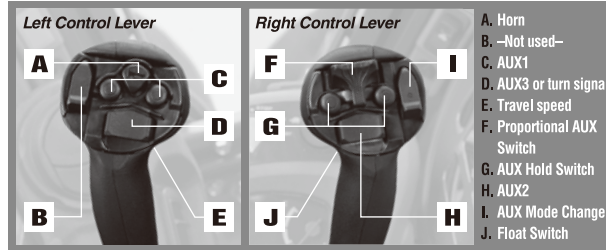
Electronic Travel Torque Management System lets you work faster with more power. The ECU constantly monitors the load of the machine to optimally control hydraulic pump output according to the load, preventing engine stalls for smoother operation even under severe conditions.



EXCELLENT VERSATILITY

Multi-Function Levers

The multi-function levers provide fingertip control of all major vehicle and attachment operations, letting you keep both hands on the levers at all times for optional operating efficiency.



High-flow Hydraulics

Having high flow increases the hydraulic muscle for attachments that need more hydraulic horsepower. The coupler manifold includes both 1/2" and 3/4" coupler.



Hydraulic Quick Coupler

An optional hydraulic quick coupler is available. You can attach or remove attachments using a switch without leaving the seat.



Kubota Telematics

Standard Kubota telematics solution connects your Kubota equipment to the tools you use. Get critical information like accumulated hours, fuel level, location, temperatures, and more. KubotaNOW gives you the right information, when and where you need it.

Rear-view Camera

The standard rear view camera allows for better rear visibility on the job site for improved safety and agility. The rear view can be set to display constantly or only when the machine is going in reverse.



COMFORTABLE CAB

Pressurized Cab

The cab is pressurized to keep dust, flying debris, and insects away to enhance comfort on the job. Furthermore, noise is kept down to let you work for long hours with minimal fatigue.

Sliding Front Door

The sliding front door can be opened regardless of the position of the bucket or loader arms. Full machine operation is possible with the door open if desired.



LED Work Lights (optional)

Optional front LED work lights are available for a more efficient and safer work during the night and in any low light condition.



ATTACHMENTS



■ Auger



■ Grapple



■ Pallet Fork



■ Hopper Broom

Buckets & Attachments List

Model	SVL65-2	SVL75-2	SVL95-2s
68" HD LPLF W/TEETH	YES	YES	
68" HD LPLF W/BOCE	YES	YES	
74" HD LPSF W/TEETH	YES	YES	
74" HD LPSF W/BOCE	YES	YES	
74" HD LPLF W/TEETH	YES	YES	
74" HD LPLF W/BOCE	YES	YES	
80" HD LPLF W/TEETH			YES
80" HD LPLF W/BOCE			YES
80" HIGH CAPACITY HD W/TEETH			YES
80" HIGH CAPACITY HD W/BOCE			YES
48"/60" PALLET FORK ASSY	YES	YES	YES
POST HOLE DIGGER, 2" HEX OUTPUT SHAFT	YES	YES	YES

Model	SVL65-2	SVL75-2	SVL95-2s
POST HOLE DIGGER, HD, 2-9/16" RND. OUTPUT SHAFT	YES	YES	YES
72"/84" ANGLE BROOMS	YES	YES	
84" ANGLE BROOM W/HIGH FLOW			YES
74" HOPPER BROOM	YES	YES	YES
84" HOPPER BROOM	YES	YES	YES
84"/96"/108" LIGHT MATERIAL / SNOW BUCKET	YES	YES	YES
LOADER BOOM 6000 LB	YES	YES	YES
72" CLAW GRAPPLE, HEAVY DUTY	YES	YES	
84" CLAW GRAPPLE, HEAVY DUTY			YES
68" COMBINATION BUCKET	YES	YES	
74" COMBINATION BUCKET	YES	YES	YES

Buckets & Attachments List

Model	SVL65-2	SVL75-2	SVL95-2s	Model	SVL65-2	SVL75-2	SVL95-2s
80" COMBINATION BUCKET			YES	66"/72" ROCK BUCKET	YES	YES	
84" DOZER BLADE 6-WAY			YES	78" ROCK BUCKET	YES	YES	YES
66"/72" ROCK GRAPPLE	YES	YES		48"/68" TRENCHER	YES	YES	YES
78" ROCK GRAPPLE			YES	96" TRIP EDGE BLADES - 35 SERIES	YES	YES	YES
66"/72" MANURE GRAPPLE	YES	YES		108" TRIP EDGE BLADES - 35 SERIES	YES	YES	YES
78" MANURE GRAPPLE	YES	YES	YES	24" STUMP GRINDER	YES	YES	YES
68" ROOT GRAPPLE	YES	YES		72" SKID GRADER	YES	YES	
74" ROOT GRAPPLE	YES	YES	YES	84" SKID GRADER	YES	YES	YES
80" ROOT GRAPPLE			YES	36"/42"/48" TREE CARRIER	YES	YES	YES
68" SCRAP GRAPPLE BUCKET	YES	YES		HYDRAULIC BREAKER 500 ft-lb	YES	YES	YES
74" SCRAP GRAPPLE BUCKET	YES	YES	YES	TREE PULLER HEAVY DUTY	YES	YES	YES
80" SCRAP GRAPPLE BUCKET			YES	3-PT HITCH	YES	YES	YES
72" POWER RAKE	YES	YES	YES	TILT HITCH	YES	YES	YES
90" POWER RAKE	YES	YES	YES	12" COLD PLANER- LOW FLOW	YES	YES	YES
66"/74" SNOW BLOWERS	YES	YES		16" COLD PLANER - LOW FLOW	YES	YES	YES
84" SNOW BLOWERS	YES	YES	YES	18" COLD PLANER	YES	YES	YES
72" SNOW PUSHERS	YES	YES		24"/30"/40"/48" COLD PLANER			YES
84"/96" SNOW PUSHERS	YES	YES	YES	72" PRIMARY SEEDER	YES	YES	
60"/72" ROTARY CUTTER MAX 2" DIAMETER		YES	YES	86" PRIMARY SEEDER	YES	YES	YES
60"/72" ROTARY CUTTER MAX 4" DIAMETER	YES	YES	YES	RIPPER - 5 SHANK	YES	YES	YES
72" ROTARY CUTTER MAX 6" DIAMETER		YES	YES	10" ROAD SAW W/ 2.5" WIDE CUT			YES
72" ROTARY CUTTER MAX 7" DIAMETER HIGH FLOW			YES	10" ROAD SAW W/ 4.5" WIDE CUT			YES
62" ROTARY TILLER	YES	YES		18" ROAD SAW W/ 3" WIDE CUT			YES
76" ROTARY TILLER			YES	18" ROAD SAW W/ 4.5" WIDE CUT			YES
				18" ROAD SAW W/ 6" WIDE CUT			YES
				96" SILAGE DEFACER	YES	YES	YES
				CONCRETE CLAW	YES	YES	YES

SVL65-2
SVL75-2
SVL97-2

Specifications

DIA Kit Installations

Model	SVL65-2	SVL75-2	SVL95-2s	Model	SVL65-2	SVL75-2	SVL95-2s
AIR RIDE SUSPENSION SEAT		YES	YES	RED LIGHT KIT	YES	YES	YES
14-PIN FRONT ELECTRIC CONNECTOR W/HARNES	YES	YES	YES	MULTI-FUNCTION GRIPS	YES	YES	YES
3" SEAT BELT	YES	YES	YES	RADIATOR SCREEN KIT	YES	YES	YES
8-PIN TO 14-PIN ADAPTER HARNES	YES	YES	YES	RADIO FOR ENCLOSED CAB	YES	YES	YES
ACCUMULATOR CHARGE KIT	YES	YES	YES	RADIO KIT FOR OPEN CAB MODELS	YES	YES	YES
AUXILIARY HYDRAULIC COOLER		YES	YES	RADIO W/BLUETOOTH FOR ENCLOSED CAB	YES	YES	YES
ENGINE BLOCK HEATER	YES	YES	YES	REAR VIEW CAMERA KIT	YES	YES	YES
ENGINE BONNET LOCK KIT	YES	YES	YES	REAR VIEW MIRROR	YES	YES	YES
FORESTRY OIL COOLER KIT			YES	RED TAIL LIGHT KIT	YES	YES	YES
HOSE STAY	YES	YES	YES	REPLACEMENT OPEN/CLOSED CAB	YES	YES	YES
HYDRAULIC BREAKER HOSE KIT	YES	YES	YES	ROTATING BEACON LIGHT KIT	YES	YES	YES
HYDRAULIC BREAKER BRACKET	YES	YES	YES	SPECIAL APPLICATION DOOR KIT	YES	YES	YES
				STROBE LIGHT KIT	YES	YES	YES

SVL65-2

Model		Kubota SVL65-2	ASV RT-25	ASV RT-40	ASV RT-50	ASV RT-65	Bobcat T450 M3-series	Bobcat T550	Bobcat T595	
Engine	Model	Kubota V2607-CR-TE4	Perkins 403J-17T	Kubota D1803-CR-T	–	Deutz TCD 2.2 T4	Doosan	Doosan	Doosan	
	Gross power (SAE J 1995)	HP(kW)/rpm 68.4 (51.0) @2600	24.7 (18.4) @–	37.5 (27.9) @–	49.6 (36.9) @–	67 (50) @2800	55 (41) @–	68 (50.7) @–	70 (52.1) @–	
	Net power (SAE J 1349)	HP(kW)/rpm 59.9 (44.7) @2600	–	–	–	–	–	–	–	
	Peak torque	lb-ft (N-m) 166 (225) @1500	66.4 (90)	84.5 (115.8)	–	184.4 (250)	–	–	–	
	Number of cylinders	4	3	3	3	3	–	–	–	
	Displacement	cu. in. (cc) 159.6 (2615)	103.7 (1700)	111.4 (1820)	–	134 (2200)	–	–	–	
	Aspiration	Turbocharged	Naturally Aspirated	Turbocharged	Turbocharged	Turbocharged	Turbocharged	Turbocharged	Turbocharged	
Dimensions	Bucket width std/wide	in. (mm) 68 (1727) / 74 (1880)	–	–	–	–	56 (1422)	68 (1727)	68 (1727)	
	Width over tracks std/wide	in. (mm) 65.2 (1657) / 67.6 (1717)	48 (1219)	48.3 (1225)	58.5 (1485)	66 (1676)	55 (1397)	67 (1702)	67 (1702)	
	Length w/ bucket down	in. (mm) 136.4 (3465)	114 (2896)	112.7 (2866)	126.4 (3210)	141.5 (3594)	126.6 (3216)	133 (3378)	133 (3378)	
	Length w/o attachments	in. (mm) 107.3 (2725)	–	–	–	–	98.4 (2499)	104.5 (2654)	104.5 (2654)	
	Height to top of cab	in. (mm) 79.9 (2029)	72.5 (1840)	75.5 (1920)	80.7 (2049)	81.4 (2068)	77.8 (1976)	77.8 (1976)	77.8 (1972)	
	RL rear angle departure	deg. 30	55	44	–	37	–	–	–	
	Ground clearance	in. (mm) 9.2 (233)	10 (254)	10.8 (273)	14.4 (365)	13 (330)	–	–	–	
Performance	Lift arm path	Vertical	Radial	Radial	Radial	Radial	–	–	–	
	Rated operation capacity @ 50% of tip	lbs (kg) 3000 (1361)	950 (431)	1330 (603)	2000 (907)	2750 (1247)	2120 (961)	2850 (1292)	3142 (1425)	
	Rated operation capacity @ 35% of tip	lbs (kg) 2100 (953)	665 (302)	931 (422)	1400 (635)	1925 (873)	1490 (675)	2027 (919)	2280 (1034)	
	Straight tipping load	lbs (kg) 6000 (2722)	1900 (862)	2660 (1206)	4000 (1814)	5500 (2945)	4257 (1930)	5792 (2627)	6517 (2956)	
	Bucket/Arm breakout force	lbs (kg) 4614 (2093) / 4266 (1935)	–	–	– / –	– / –	–	–	–	
	Max. dump angle at full height	deg. 40	40	43	–	–	–	–	–	
	Dump clearance at full height discharge	in. (mm) 89.6 (2275)	–	–	–	87.5 (2223)	–	–	–	
	Dump reach at full height discharge	in. (mm) 34.9 (886)	–	–	–	–	23.5 (597)	17 (431)	34.9 (886)	
	Max. hinge pin height	in. (mm) 118.5 (3010)	101 (2565)	101 (2565)	109.6 (2783)	116.5 (2959)	109.5 (2781)	114.5 (2908)	114.5 (2908)	
	Bucket rollback at ground level	deg. 30	18	18	–	20	–	–	–	
	Travel speed Lo/Hi	mph (km/h) 4.9 (7.8) / 7.1 (11.5)	5.1 (8.2) / –	7.1 (11.4) / –	7.1 (11.4) / –	10.6 (17.1) / –	7.3 (11.7) / 11 (17.7)	7.1 (11.4) / –	7 (11.2) / –	
	Undercarriage	Length of track on ground	in. (mm) 57.9 (1470)	55 (1397)	55 (1397)	57.1 (1450)	59 (1499)	50.2 (1275)	54.1 (1374)	54.1 (1374)
Track width std/opt		in. (mm) 12.6 (320) / 15.0 (380)	11 (279) / –	11 (279) / –	15 (381) / –	15 (381) / –	11.8 (300)	12.6 (320) / 15.7 (398)	12.6 (320) / –	
Ground pressure (Rubber track width)		psi 4.9 / 4.4	–	–	3.1	–	4.82	4.9	5.1	
Number of rollers (per side)		4	–	–	–	–	–	–	–	
Traction force		lbf (kgf) 8406 (3813)	–	–	–	–	–	–	–	
Hydraulics	Loader hydraulic pressure	psi(kg/cm ²) 3263 (229)	3000 (210)	3000 (210)	3000 (210)	3300 (232)	3300 (232)	3550 (249.5)	3550 (249.5)	
	Aux. hydraulic pressure	psi(kg/cm ²) 3263 (229)	3000 (210)	3000 (210)	3000 (210)	3300 (232)	3300 (232)	3550 (249.5)	3550 (249.5)	
	Aux. hydraulic flow low	gpm (l/m) 17.4 (65.8)	11.3 (42.8)	11.3 (42.8)	13.3 (50.3)	22.2 (84)	16.7 (63.2)	17.1 (64.7)	17.1 (64.7)	
	Aux. hydraulic flow high	gpm (l/m) 27.0 (102.2)	–	–	–	27.4 (103.7)	–	–	–	
Other features	Standard ROPS	Tilt back	–	–	–	–	Tilt back	Tilt back	Tilt back	
	Self leveling bucket	STD	–	–	–	–	OPT	OPT	OPT	
	Controls	Hand controls	ISO pattern STD	STD	STD	STD	STD	OPT (SJC)	OPT (SJC)	OPT (SJC)
		Hand & foot controls	–	–	–	–	–	OPT (SJC/ACS)	OPT (SJC/ACS)	OPT (SJC/ACS)
Operating weight	lbs(kg)	8035 (3645)	3755 (1703)	4175 (1894)	5350 (2426)	7480 (3392)	6424 (2913)	7557 (3428)	8022 (3638)	
	Fuel tank	gal. (l) 21.7 (82)	10 (37.9)	13 (49)	13 (49)	23.2 (87.8)	–	–	–	
	Hydraulic system	gal. (l) 13.2 (50)	–	–	–	–	–	–	–	
Service capabilities	Hydraulic reservoir	gal. (l) 5.4 (20.3)	4 (15.1)	3.5 (13.3)	3.5 (13.3)	3.3 (12.5)	–	–	–	

Kubota SVL65-2	Bobcat T62	Case TR270B	Case TR310B	CAT 239D3	CAT 249D3	CAT 259D3	CAT 279D3
Kubota V2607-CR-TE4	Doosan	Case FPT F5H	Case FPT F5H	Cat C2.2 CRDI	Cat C2.2 CRDI	Cat C2.2 CRDI	Cat C3.3B DIT
68.4 (51.0) @2600	68 (50.7) @-	74 (55) @2500	74 (55) @2500	67.1 (50.1) @-	67.1 (50.1) @-	74.3 (55.4) @-	74.3 (55.4) @-
59.9 (44.7) @2600	-	-	-	65.8 (49.1) @-	65.8 (49.1) @-	73.2 (54.6) @-	72.9 (54.4) @-
166 (225) @1500	-	232 (314) @1400	232 (314) @1400	153 (208) @-	153 (208) @-	195 (264) @-	195 (264) @-
4	-	-	-	4	4	4	4
159.6 (2615)	-	207 (3400)	207 (3400)	134.3 (2200)	134.3 (2200)	203 (3300)	203 (3300)
Turbocharged	Turbocharged	Turbocharged	Turbocharged	Turbocharged	Turbocharged	Turbocharged	Turbocharged
68 (1727) / 74 (1880)	68 (1727)	72 (1850)	72 (1830)	-	-	-	-
65.2 (1657) / 67.6 (1717)	66.2 (1681)	65.9 (1680)	74.3 (1887)	66 (1676)	66 (1676)	66 (1676)	78.0 (1981)
136.4 (3465)	134.9 (3426)	129.6 (3292)	129.6 (3290)	127.3 (3234)	127.3 (3234)	137.3 (3486)	146.2 (3714)
107.3 (2725)	107 (2717)	105.1 (2670)	105.1 (2670)	99.3 (2522)	99.3 (2522)	108.9 (2767)	117.9 (2995)
79.9 (2029)	80.5 (2044)	78.7 (2000)	78.7 (1990)	80.1 (2034)	80.3 (2039)	83.1 (2111)	83.2 (2113)
30	-	32	32	34.5	34.5	35	32
9.2 (233)	-	8 (203)	8 (203)	7.7 (195)	7.6 (193)	8.9 (226)	8.9 (226)
Vertical	Radial	Radial	Radial	Radial	Vertical	Vertical	Radial
3000 (1361)	-	2700 (1225)	3100 (1406)	2185 (993)	2485 (1130)	2870 (1305)	3173 (1443)
2100 (953)	2150 (975)	1890 (859)	2170 (984)	1530 (695)	1740 (790)	2010 (914)	2220 (1010)
6000 (2722)	6143 (2786)	5400 (2449)	6200 (2810)	4370 (1985)	4970 (2260)	5745 (2610)	6345 (2885)
4614 (2093) / 4266 (1935)	-	7270 (3230) / 6260 (2780)	8680 (3937) / 6440 (2921)	3913 (1775) / -	3907 (1772) / -	4965 (2252) / -	7285 (3304) / -
40	-	40	40	50.3	48	52	39
89.6 (2275)	-	98.2 (2500)	98.2 (2490)	81 (2057)	88.7 (2253)	89.9 (2283)	97.8 (2485)
34.9 (886)	23 (584)	25.4 (650)	25.4 (650)	22.2 (563)	28.6 (727)	23.9 (608)	22.6 (575)
118.5 (3010)	114.5 (2908)	123 (3120)	123 (3124)	111.2 (2825)	118.2 (3002)	121 (3075)	124.9 (3173)
30	-	31	31	-	-	-	-
57.9 (1470)	54.3 (1379)	-	-	54.5 (1384)	54.5 (1384)	59 (1495)	64.2 (1630)
12.6 (320) / 15.0 (380)	12.6 (320) / 15.7 (398)	-	-	12.6 (320) / 15.7 (400)	12.6 (320) / 15.7 (400)	12.6 (320) / 15.7 (400)	17.7 (450)
4.9 / 4.4	5.6	-	-	4.4	5.7	6	4.4
4	-	-	-	-	-	-	-
4.9 (7.8) / 7.1 (11.5)	7.2 (11.6) / 10.2 (16.4)	5.1 (8.2) / 7.5 (12.2)	5.1 (8.2) / 7.5 (12.2)	5 (8.1) / 7.6 (12.2)	5 (8.1) / 7.6 (12.2)	5.9 (9.5) / 8.5 (13.7)	4.5 (7.2) / 8.3 (13.3)
8406 (3813)	-	-	-	-	-	-	-
3263 (229)	3500 (246)	-	-	3336 (230)	3336 (230)	3336 (230)	-
3263 (229)	3500 (246)	-	-	3336 (230)	3336 (230)	3336 (230)	-
17.4 (65.8)	17.6 (66.6)	24.3 (92)	24.3 (92)	18 (69)	18 (69)	20 (76)	-
27.0 (102.2)	26.9 (101.8)	32.5 (123)	32.5 (123)	26 (99)	26 (99)	30 (112)	-
Tilt back	Tilt back	Tilt forward	Tilt forward	Tilt back	Tilt back	Tilt back	Tilt back
STD	-	STD	STD	OPT	OPT	OPT	OPT
STD	OPT (SJC)	STD	STD	STD	STD	STD	STD
-	OPT (SJC/ACS)	OPT	OPT	-	-	-	-
-	STD	OPT	OPT	OPT	OPT	OPT	OPT
8035 (3645)	8612 (3906)	8270 (3750)	8800 (4027)	7434 (3372)	7831 (3552)	8987 (4076)	10095 (4579)
21.7 (82)	28.3 (107.1)	19.5 (73.8)	19.5 (73.8)	15.1 (57)	15.1 (57)	24.8 (94)	27.7 (105)
13.2 (50)	-	-	-	11.9 (45)	11.9 (45)	13.2 (50)	13.7 (52)
5.4 (20.3)	-	-	-	9 (34)	9 (34)	10.3 (39)	10.3 (39)

Kubota SVL65-2	Gehl RT105	Gehl RT135	Gehl RT165	Gehl RT185	Gehl RT215	JCB 215T	JD 317G
Kubota V2607-CR-TE4	Yanmar 3TNV88C-KMS	Yanmar 4TNV88C-KMS	Yanmar 4TNV98C-NMS2	Yanmar 4TNV98C-NMSL	Yanmar 4TNV98CT-NMSL	Kohler KDI 2504 TCR	Yanmar 4TNV86CCT
68.4 (51.0) @2600	34.7 (25.5) @2800	46.6 (34.3) @2500	69.3 (51.7) @2500	69.9 (52.1) @2500	72 (53.7) @2500	75 (55) @2400	65 (48.5) @2600
59.9 (44.7) @2600	–	–	68.4 (51.0) @2500	68.4 (51.0) @2500	70.7 (52.7) @2500	–	61 (45.6) @2600
166 (225) @1500	80.7 (109.4) @1820	–	–	178 (241.3) @1625	217 (294.3) @1800	221.3 (300) @1200	153 (207) @1690
4	4	4	4	4	4	–	4
159.6 (2615)	100.2 (1642)	133.6 (2200)	201.4 (3300)	203 (3319)	202 (3310)	151.5 (2482)	128 (2100)
Turbocharged	Naturally Aspirated	Naturally Aspirated	Naturally Aspirated	Naturally Aspirated	Turbocharged	Turbocharged	Turbocharged
68 (1727) / 74 (1880)	54.0 (1372)	60.0 (1524)	66.0 (1676)	65.9 (1674)	73.9 (1877)	66.1 (1680)	–
65.2 (1657) / 67.6 (1717)	50.8 (1290)	57.0 (1448)	66.0 (1676)	64.4 (1649)	69.5 (1765)	66.1 (1680)	65.1 (1650)
136.4 (3465)	117.5 (2985)	121.1 (3076)	126.2 (3205)	148.0 (3754)	148.1 (3762)	137 (3490)	127.6 (3240)
107.3 (2725)	88.9 (2258)	92.9 (2360)	94.2 (2393)	114.8 (2916)	116.5 (2959)	–	103 (2630)
79.9 (2029)	71.5 (1816)	76 (1930)	77.5 (1969)	83 (2103)	83.1 (2111)	79 (2000)	78.5 (1990)
30	35	28	28	30	29.2	27	32.3
9.2 (233)	7.5 (191)	8.4 (213)	7.3 (185)	12.5 (317.5)	12.6 (320)	9.1 (230)	8.3 (210)
Vertical	Radial	Radial	Radial	Radial	Radial	Vertical	Vertical
3000 (1361)	1500 (680)	1929 (875)	2357 (1069)	2643 (1199)	3072 (1393)	2112 (958)	3035 (1378)
2100 (953)	1050 (476)	1350 (612)	1650 (748)	1850 (839)	2150 (975)	1477 (670)	2125 (965)
6000 (2722)	3000 (1361)	3857 (1750)	4715 (2139)	5286 (2397)	6144 (2787)	4222 (1915)	6070 (2756)
4614 (2093) / 4266 (1935)	2975 (1346) / 3042 (1376)	3500 (1588) / 3730 (1692)	4230 (1919) / 5060 (2295)	5016 (2275) / 5354 (2429)	6481 (2940) / 6631 (3008)	4899 (2222)	6000 (2722) / 5250 (2381)
40	38	40	39	40.2	39	42	42
89.6 (2275)	84.0 (2134)	83.6 (2123)	91.7 (2329)	98 (2489)	98 (2489)	90 (2290)	95.6 (2430)
34.9 (886)	26.5 (673.1)	23.3 (592)	25.3 (641)	34.5 (876)	34.5 (876)	33.5 (850)	31.0 (790)
118.5 (3010)	109 (2769)	110 (2794)	119.6 (3038)	128 (3251)	128 (3251)	119 (3020)	121 (3070)
30	32	28	28	30	30	30	30
57.9 (1470)	–	–	–	–	58.4 (1483)	70 (1780)	–
12.6 (320) / 15.0 (380)	9.8 (250)	11.8 (300)	12.6 (320)	12.6 (320)	17.7 (450)	12.6 (320) / 17.7 (450)	12.6 (320) / 15.8 (400)
4.9 / 4.4	4.8	6	6.5	6.6	4.8	–	4.5 / 5.5
4	4	4	3	4	5	–	4
4.9 (7.8) / 7.1 (11.5)	6.3 (10.1) / –	6.2 (10) / –	6.5 (10.5) / 10 (16.1)	5.9 (9.5) / 8.8 (14.2)	5.9 (9.5) / 8.8 (14.2)	7.5 (12.0) / 11.5 (18.5)	7 (11.3)
8406 (3813)	4400 (1996)	7160 (3248)	9578 (4345)	10128 (4594)	12133 (5503)	–	8000 (3632)
3263 (229)	–	–	–	–	–	3335 (230)	3450 (243)
3263 (229)	–	–	–	–	–	3335 (230)	–
17.4 (65.8)	14.5 (55)	16.8 (63.6)	18.9 (71.5)	18.5 (70.0)	21.8 (82.5)	18.5 (70)	17 (63)
27.0 (102.2)	–	–	28.5 (114)	34 (128.8)	35.9 (135.8)	30.4 (115)	–
Tilt back	Tilt back	Tilt back	Tilt back	Tilt back	Tilt back	Tilt forward	Tilt back
STD	OPT	OPT	OPT	STD	OPT	OPT	OPT
STD	STD	STD	STD	STD	STD	STD	STD
–	OPT	OPT	OPT	OPT	OPT	–	OPT
–	–	–	–	–	–	OPT	STD
8035 (3645)	4720 (2141)	6510 (2953)	8020 (3638)	9160 (4128)	9900 (4491)	9098 (4127)	8423 (3824)
21.7 (82)	9.5 (36)	15.7 (59.4)	16.5 (62.5)	24 (91)	24 (91)	24.3 (92)	19 (71)
13.2 (50)	–	–	–	–	–	11.5 (43.5)	–
5.4 (20.3)	8 (30)	9.2 (34.8)	11 (41.6)	11.0 (41.6)	13.8 (52.2)	–	–

Kubota SVL65-2	Mustang 1050RT	Mustang 1350RT	Mustang 1650RT	Mustang 1850RT	Mustang 2150RT	NH C327	NH C332
Kubota V2607-CR-TE4	Yanmar 4TNV88C-KMS	Yanmar 4TNV88C-KMS	Yanmar 4TNV98C-NMS2	Yanmar 4TN98C-NMSL	Yanmar 4TNV98CT-NMSL	FPT F5H FL463A	FPT F5H FL463A
68.4 (51.0) @2600	35 (26) @2800	46.6 (34.3) @2500	69.9 (52.1) @2500	69.9 (52.1) @2500	72 (53.7) @2500	74 (55) @2500	74 (55) @2500
59.9 (44.7) @2600	—	—	68.4 (51) @2500	68.4 (51) @2500	70.7 (52.7) @2500	68 (51) @2500	68 (51) @2500
166 (225) @1500	80 (109) @1820	—	178 (241) @1600	178 (241) @1600	217 (294) @1800	232 (314) @1400	232 (314) @1400
4	4	4	4	4	4	4	4
159.6 (2615)	100 (1640)	133.6 (2200)	201.4 (3319)	203 (3319)	202 (3319)	207 (3400)	207 (3400)
Turbocharged	Naturally Aspirated	Naturally Aspirated	Naturally Aspirated	Naturally Aspirated	Turbocharged	Turbocharged	Turbocharged
68 (1727) / 74 (1880)	54.0 (1372)	60.0 (1524)	66.0 (1676)	65.9 (1674)	73.9 (1877)	—	—
65.2 (1657) / 67.6 (1717)	50.8 (1290)	57.0 (1448)	66.0 (1676)	64.4 (1656)	69.5 (1765)	65.9 (1676)	76 (1930)
136.4 (3465)	117.5 (2985)	121.1 (3076)	126.2 (3205)	148 (3754)	148.4 (3769)	129.6 (3292)	142.9 (3631)
107.3 (2725)	88.9 (2258)	92.9 (2360)	94.2 (2393)	114.8 (2921)	116.5 (2959)	105.1 (2669)	117.8 (2993)
79.9 (2029)	71.5 (1816)	76 (1930)	77.5 (1969)	83 (2103)	83.1 (2111)	78.7 (1998)	80.4 (2043)
30	35	28	28	30.4	29.2	32	32
9.2 (233)	7.5 (191)	8.4 (213)	7.3 (184)	12.5 (318)	12.6 (320)	8 (203)	9.5 (243)
Vertical	Radial	Radial	Radial	Radial	Radial	Radial	Vertical
3000 (1361)	1500 (680)	1929 (875)	2357 (1069)	2643 (1199)	3072 (1393)	2700 (1225)	3200 (1451)
2100 (953)	1050 (476)	1350 (612)	1650 (748)	1850 (839)	2150 (975)	1890 (860)	2240 (1018)
6000 (2722)	3000 (1360)	3587 (1750)	4715 (2139)	5286 (2398)	6144 (2787)	5400 (2449)	6400 (2902)
4614 (2093) / 4266 (1935)	4230 (1919) / 5060 (2295)	3500 (1588) / 3730 (1692)	4230 (1919) / 5060 (2295)	5354 (2429) / 5016 (2275)	6631 (3008) / 6481 (2940)	7270 (3298) / 6280 (2839)	7360 (3338) / 4840 (2195)
40	38	40	39	40.2	39	40	54.7
89.6 (2275)	84.0 (2134)	83.6 (2123)	91.2 (2329)	98 (2489)	98 (2489)	95.6 (2428)	102.2 (2596)
34.9 (886)	26.5 (673.1)	23.3 (592)	25.3 (641)	34.5 (876)	34.5 (876)	22.3 (568)	34.4 (875)
118.5 (3010)	109 (2769)	110 (2794)	119.6 (3038)	128 (3251)	128 (3251)	123 (3124)	131.1 (3330)
30	32	28	28	30	30	31	33
57.9 (1470)	40.9 (1039)	45.2 (1148)	53.4 (1356)	51.7 (1313)	51.7 (1313)	55.9 (1419)	64.5 (1639)
12.6 (320) / 15.0 (380)	9.8 (250)	11.8 (300)	12.6 (320)	17.7 (450)	17.7 (450)	12.6 (320)	15.7 (400) / 17.7 (450)
4.9 / 4.4	—	6.0	6.5	6.3	4.8	5.9	4.2
4	3	4	3	4	5	3	4
4.9 (7.8) / 7.1 (11.5)	6.5 (10.5) / 10.0 (16.1)	6.2 (10)	6.5 (10.5) / 10.0 (16.1)	5.9 (9.5) / 8.8 (14.2)	5.9 (9.5) / 8.8 (14.2)	5.1 (8.2) / 8.0 (12.9)	5.1 (8.2) / 8.0 (12.9)
8406 (3813)	—	—	9578 (4345)	10218 (4635)	12133 (5503)	—	—
3263 (229)	—	—	—	—	—	—	—
3263 (229)	—	—	—	—	—	3046 (210)	3046 (210)
17.4 (65.8)	14.5 (55)	16.8 (63.6)	18.9 (71.4)	18.5 (70.0)	21.8 (82.5)	24.2 (91.5)	24.2 (91.5)
27.0 (102.2)	28.3 (195)	—	28.5 (119)	34.0 (128.8)	35.9 (135.8)	32.4 (122.6)	37.6 (142.5)
Tilt back	Tilt back	Tilt back	Tilt back	Tilt back	Tilt back	Tilt forward	Tilt forward
STD	OPT	OPT	OPT	STD	STD	STD	STD
STD	STD	STD	STD	STD	STD	STD	STD
—	OPT	OPT	OPT	OPT	OPT	STD	STD
—	—	—	—	—	—	—	—
8035 (3645)	4720 (2141)	6510 (2953)	8143 (3693)	9160 (4128)	9900 (4491)	8270 (3750)	9630 (4370)
21.7 (82)	9.5 (36)	15.7 (59.4)	16.5 (62.5)	24 (91)	24 (91)	20 (75.5)	25.5 (96.5)
13.2 (50)	—	—	—	—	—	—	—
5.4 (20.3)	8 (30)	9.2 (34.8)	11.0 (41.6)	11 (41.6)	13.8 (52.2)	5.3 (20)	6 (22.8)

Kubota SVL65-2	Takeuchi TL6R	Takeuchi TL8	Takeuchi TL8R2	Wacker Neuson ST28	Wacker Neuson ST31		
Kubota V2607-CR-TE4	Kubota V2403-CR-TE4B	Kubota V3307-CR	Kubota V3307-CR-TE5B	Kohler KDI 2504 TCR	Kohler KDI 2504 TCR		
68.4 (51.0) @2600	65.2 (48.6) @2700	74.3 (55.4) @2600	74.3 (55.4) @2600	74 (55.4) @2750	74 (55.4) @2750		
59.9 (44.7) @2600	-	71.3 (51) @2600	-	-	-		
166 (225) @1500	144.3 (195.6) @1500	192 (260) @1500	192.6 (261.1) @1500	-	-		
4	4	4	-	-	-		
159.6 (2615)	148.5 (2400)	203 (3300)	203.2 (3331)	151.5 (2482)	151.5 (2482)		
Turbocharged	Turbocharged	Turbocharged	Turbocharged	Turbocharged	Turbocharged		
68 (1727) / 74 (1880)	-	67 (1702)	65.9 (1675)	-	-		
65.2 (1657) / 67.6 (1717)	60.2 (1530)	62.2 (1580)	65.3 (1660)	67.1 (1704)	67.1 (1704)		
136.4 (3465)	131.1 (3330)	134 (3400)	137.2 (3485)	136.1 (3469)	136.1 (3469)		
107.3 (2725)	105.9 (2689)	107.9 (2740)	109.8 (2790)	106.6 (2708)	106.6 (2708)		
79.9 (2029)	77.8 (1975)	83.9 (2130)	87.7 (2230)	83 (2108)	83 (2108)		
30	30	30	30	30.7	30.7		
9.2 (233)	9.1 (230)	12.1 (310)	11.4 (290)	9.1 (231)	9.1 (231)		
Vertical	Radial	Radial	Radial	Radial	Radial		
3000 (1361)	2635 (1195)	3010 (1365)	3020 (1370)	2800 (1270)	3100 (1406)		
2100 (953)	1841 (835)	2323 (1054)	2116 (960)	1960 (889)	2170 (984)		
6000 (2722)	5269 (2390)	6020 (2731)	6041 (2740)	5600 (2540)	6200 (2812)		
4614 (2093) / 4266 (1935)	5930 (2690) / 4860 (2205)	6856 (3110) / 6709 (3100)	6204 (2814) / 5957 (2702)	5300 (2404) / 5000 (2268)	5300 (2404) / 5000 (2268)		
40	38	38.5	38	42	42		
89.6 (2275)	89.6 (2275)	93.4 (2370)	95.2 (2420)	91.3 (2308)	97.2 (2319)		
34.9 (886)	22 (560)	28.8 (730)	28.3 (720)	29.3 (744)	36 (914)		
118.5 (3010)	114.4 (2905)	119.3 (3030)	121.2 (3080)	119.6 (3038)	126 (3200)		
30	31	30	28	30	30		
57.9 (1470)	54.7 (1395)	54.7 (1390)	55.9 (1420)	57.2 (1453)	57.2 (1453)		
12.6 (320) / 15.0 (380)	12.6 (320)	12.6 (320) / 15.7 (398)	15.7 (400) / -	12.6 (320)	12.6 (320)		
4.9 / 4.4	5.1	4.4	4.5	-	-		
4	-	5	5	4	4		
4.9 (7.8) / 7.1 (11.5)	4.3 (7.0) / 6.2 (10.0)	4.6 (7.4) / 6.8 (11)	4.7 (7.5) / 7.0 (11.2)	7 (11.3) / 10 (16.0)	7 (11.3) / 10 (16.0)		
8406 (3813)	8655 (3926)	9127 (4140)	9733 (4415)	-	-		
3263 (229)	-	-	-	-	-		
3263 (229)	2988 (20.6)	3046 (214)	3045 (214)	3500 (241)	3500 (241)		
17.4 (65.8)	17.8 (67.4)	18.4 (69.5)	19.1 (72.3)	20 (76)	20 (76)		
27.0 (102.2)	-	33.0 (124.9)	33.8 (128)	30 (113.6)	30 (113.6)		
Tilt back	Tilt back	Tilt back	Tilt back	Tilt forward	Tilt forward		
STD	STD	STD	STD	OPT	OPT		
STD	STD	STD	STD	OPT	OPT		
-	-	OPT	-	OPT	OPT		
-	-	-	-	STD	STD		
8035 (3645)	7485 (3395)	8455 (3835)	8807 (3995)	7829 (3551)	8095 (3671)		
21.7 (82)	20.0 (75.7)	19.8 (75)	28.3 (107)	30 (113.6)	30 (113.6)		
13.2 (50)	13.5 (51.0)	15.3 (58)	15.9 (60)	-	-		
5.4 (20.3)	7.9 (30.0)	10.3 (39)	9.6 (36.5)	2.9 (11)	2.9 (11)		

Kubota SVL75-2	ASV VT-70 High Output	Bobcat T64	Bobcat T66	Case TR340B	Case TV370B	Gehl RT255	JD 325G
Kubota V3307-CR-TE4	Deutz TCD 2.2 T4	Doosan -	Doosan -	Case FPT F5H	Case FPT F5H	Deutz TD3.6	Yanmar 4TNV98CT
74.3 (55.4) @2400	74.3 (55.4) @2800	68 (50.7) @--	74 (55.2) @--	90 (67.1) @2500	74 (55) @2500	74.3 (55.4) @2300	74 (54.8) @2500
68.8 (51.3) @2400	-	-	-	-	-	70.7 (52.7) @2300	70 (52.5) @2500
196 (265) @1500	207 (280) @--	-	-	282 (383) @1400	232 (314) @1400	243 (330) @1500	280 (207) @--
4	3	-	-	-	-	4	4
203.3 (3331)	134.3 (2200)	-	-	207 (3400)	207 (3400)	221 (3600)	203 (3300)
Turbocharged	Turbocharged	Turbocharged	Turbocharged	Turbocharged	Turbocharged	Turbocharged	Turbocharged
68 (1727) / 74 (1880)	-	68 (1727)	68 (1727)	81 (2080)	81 (2080)	83.9 (2131)	-
65.9 (1675) / 68.3 (1735)	65.6 (1666)	67 (1702)	67 (1702)	75 (1930)	75 (1930)	69.5 (1765)	71.5 (1820) / 74.7 (1900)
140.8 (3576)	141.5 (3594)	134.9 (3426)	134.9 (3426)	143 (3646)	143 (3639)	157.8 (4008)	136.3 (3460)
109 (2768)	-	107 (2717)	107 (2717)	118 (3016)	119 (3025)	126.8 (3221)	112.3 (2850)
82 (2083)	81.4 (2068)	80.5 (2044)	80.5 (2044)	80.4 (2043)	80.4 (2043)	83.1 (2111)	81.1 (2062)
31.5	-	-	-	32	32	25	30.5
11.7 (296)	13 (330)	-	-	9.5 (243)	9.5 (243)	12.3 (312)	9.3 (240)
Vertical	Vertical	Vertical	Vertical	Radial	Vertical	Radial	Vertical
3285 (1490)	3340 (1514)	-	-	3399 (1542)	3708 (1682)	3643 (1652)	3600 (1634)
2300 (1043)	2328 (1056)	2300 (1043)	2450 (1111)	2378 (1079)	2597 (1178)	2550 (1157)	2590 (1176)
6570 (2980)	6680 (3029)	6571 (2981)	7000 (3175)	6799 (3084)	7416 (3364)	7286 (3305)	7400 (3360)
6204 (2814) / 4766 (2162)	-	-	-	8699 (3946) / 7755 (3518)	7506 (3405) / 6023 (2732)	7437 (3373) / 8384 (3803)	8750 (3973) / 5250 (2384)
40	-	-	-	38	54	41	41
88.9 (2259)	-	-	-	102.4 (2602)	105 (2669)	98 (2489)	102.1 (2590)
41.7 (1060)	-	36.7 (932)	36.7 (932)	21.5 (548)	31.4 (798)	34.5 (876)	29.7 (750)
119.1 (3025)	-	120 (3048)	120 (3048)	126.5 (3215)	131.5 (3342)	128 (3251)	126.21 (3200)
27	-	-	-	30	34	30	34
56.5 (1436)	59 (1499)	54.3 (1379)	54.3 (1379)	-	-	-	-
12.6 (320) / 15.0 (380)	15 (381)	12.6 (320) / 15.7 (398)	12.6 (320) / 15.7 (398)	-	-	17.7 (450)	12.6 (320) / 15.8 (400)
5.6 / 4.7	-	5.7 / 4.7	5.9 / 4.8	-	-	5.2	5.7 / 4.7
4	-	-	-	-	-	5	4
4.7 (7.5) / 7.1 (11.5)	7.4 (11.9) / 10.6 (17.1)	7.2 (11.6) / 10.2 (16.4)	7.2 (11.6) / 10.2 (16.4)	5.1 (8.2) / 7.5 (12.2)	5.1 (8.2) / 7.5 (12.2)	5.3 (8.5) / 7.5 (12.1)	5.2 (8.4) / 8.2 (13.2)
9678 (4390)	-	-	-	-	-	12453 (5649)	8500 (3859)
3555 (250)	3300 (227)	3500 (246)	3500 (246)	-	-	-	3450 (243)
3185 (224)	3300 (227)	3500 (246)	3500 (246)	-	-	-	3450 (243)
17.4 (66.0)	22.9 (86.7)	17.6 (66.6)	17.6 (66.6)	24.3 (92)	24.3 (92)	29.1 (110.2)	19 (70)
29.3 (110.9)	27.9 (105.6)	26.9 (101.8)	26.9 (101.8)	37.8 (143)	32.5 (123)	37.7 (142.7)	27 (101)
Tilt back	-	Tilt back	Tilt back	Tilt forward	Tilt forward	Tilt back	Tilt back
STD	-	-	-	STD	STD	STD	OPT
STD	STD	OPT (SJC)	OPT (SJC)	STD	STD	STD	STD
-	-	OPT (SJC/ACS)	OPT (SJC/ACS)	OPT	OPT	OPT	OPT
-	-	STD	STD	OPT	OPT	OPT	STD
9039 (4100)	8035 (3644)	8727 (3958)	8927 (4049)	10000 (4536)	9634 (4370)	11600 (5262)	9500 (4313)
24.6 (93)	23.2 (87.8)	28.3 (107.1)	28.3 (107.1)	25.4 (96.5)	25.4 (96.5)	32	21 (79)
15.9 (60)	-	-	-	-	-	-	-
9.2 (35)	3.3 (12.5)	-	-	-	-	13.8 (52.2)	-

Kubota SVL75-2	Mustang 2550RT	NH C334	NH C337	Takeuchi TL10V2	Wacker Neuson ST35		
Kubota V3307-CR-TE4	Deutz TD 3.6	FPT F5B FL413E	FPT F5B FL463A	Kubota V3307-CR-TE4B	Kohler KDI 3404TCR		
74.3 (55.4) @2400	74.3 (55.4) @2300	90 (67) @2500	74 (55) @2500	74.3 (55.4) @2600	74 (55.4) @2500		
68.8 (51.3) @2400	70.7 (52.7) @2300	84 (63) @2500	68 (51) @2500	—	—		
196 (265) @1500	243 (330) @1500	282 (383) @1400	232 (314) @1400	195 (265) @1500	—		
4	4	4	4	4	—		
203.3 (3331)	221 (3600)	207 (3400)	207 (3400)	203 (3300)	205 (3359)		
Turbocharged	Turbocharged	Turbocharged	Turbocharged	Turbocharged	Turbocharged		
68 (1727) / 74 (1880)	83.9 (2131)	—	—	—	78 (1981)		
65.9 (1675) / 68.3 (1735)	69.5 (1765)	76 (1930)	76 (1930)	57.9 (1740)	76 (1930)		
140.8 (3576)	157.8 (4008)	143.5 (3646)	142.7 (3624)	144.9 (3680)	144 (3693)		
109 (2768)	126.8 (3221)	118.7 (3016)	117.6 (2986)	115.2 (2925)	117 (2974)		
82 (2083)	83.1 (2111)	80.4 (2043)	80.4 (2043)	89.4 (2270)	83.2 (2113)		
31.5	25	32	32	30	27		
11.7 (296)	12.3 (313)	9.5 (243)	9.5 (243)	12.6 (320)	9 (228)		
Vertical	Radial	Radial	Vertical	Radial	Radial		
3285 (1490)	3643 (1652)	3400 (1542)	3700 (1678)	3600 (1635)	3500 (1588)		
2300 (1043)	2550 (1157)	2380 (1080)	2590 (1178)	2522 (1145)	2450 (1111)		
6570 (2980)	7286 (3305)	6800 (3084)	7400 (3357)	7205 (3268)	7000 (3175)		
6204 (2814) / 4766 (2162)	8384 (3803) / 7437 (3373)	8700 (3870) / 7760 (3450)	7360 (3270) / 6110 (2720)	6520 (2957) / 5400 (2450)	6941 (3148) / 7500 (3401)		
40	41	38.1	55	40	44		
88.9 (2259)	98 (2489)	102.4 (2602)	104.5 (2655)	95.9 (2435)	99.8 (2534)		
41.7 (1060)	34.5 (876)	21.6 (548)	34.4 (875)	37.4 (950)	21.7 (551)		
119.1 (3025)	128 (3251)	126.5 (3215)	131.1 (3330)	124.8 (3170)	126.8 (3220)		
27	30	29.7	33	30	30.5		
56.5 (1436)	61.5 (1562)	64.5 (1639)	64.5 (1639)	55.9 (1419)	63 (1600)		
12.6 (320) / 15.0 (380)	17.7 (450)	—	—	15.7 (400)	17.7 (450)		
5.6 / 4.7	5.2	5.9	4.2	4.9	—		
4	5	4	4	5	5		
4.7 (7.5) / 7.1 (11.5)	5.3 (8.5) / 7.5 (12.1)	5.1 (8.2) / 8.0 (12.9)	5.5 (8.9) / 8.0 (12.9)	4.8 (7.7) / 7.0 (11.3)	6.4 (10.2) / 9.6 (15.4)		
9678 (4390)	12453 (5649)	—	—	9730 (4410)	—		
3555 (250)	—	—	—	3481 (240)	—		
3185 (224)	—	3046 (210)	3046 (210)	3481 (240)	3335 (230)		
17.4 (66.0)	29.1 (110)	24.2 (91.5)	24.2 (91.5)	18.8 (71.2)	22.1 (83.7)		
29.3 (110.9)	37.7 (142.7)	37.6 (142.5)	37.6 (142.5)	32.8 (124)	31.7 (120)		
Tilt back	Tilt back	Tilt forward	Tilt forward	Tilt back	Tilt forward		
STD	STD	STD	STD	STD	OPT		
STD	STD	STD	STD	STD	STD		
—	OPT	STD	STD	OPT	STD		
—	—	—	—	—	—		
9039 (4100)	11600 (5260)	10000 (4536)	9945 (4520)	9950 (4515)	9879 (4481)		
24.6 (93)	32 (121.1)	25.5 (96.5)	25.5 (96.5)	21.5 (81)	40 (151.4)		
15.9 (60)	—	—	—	17.2 (65)	—		
9.2 (35)	13.8 (52.2)	—	—	9.5 (36)	—		

Kubota SVL97-2	ASV RT75	ASV RT75 Heavy Duty	ASV RT120	ASV RT120 Forestry	Bobcat T740	Bobcat T740 Roller Suspension	Bobcat T76
Kubota V3800-TIEF4	Cummins QSF2.8	Cummins QSF2.8	Cummins QSF3.8	Cummins QSF3.8	Doosan	Doosan	Doosan
96.4 (71.9) @2400	74 (55) @-	74 (55) @-	120 (89.5) @-	120 (89.5) @-	74.0 (55.2) @-	74.0 (55.2) @-	74.0 (55.2) @-
87 (64.9) @2400	-	-	-	-	-	-	-
249 (338) @1500	221 (300) @-	221 (300) @-	360 (488) @-	360 (488) @-	-	-	-
4	4	4	4	4	-	-	-
230 (3769)	171 (2800)	171 (2800)	232 (3800)	232 (3800)	-	-	-
Turbocharged	Turbocharged	Turbocharged	Turbocharged	Turbocharged	Turbocharged	Turbocharged	Turbocharged
80 (2032)	-	-	-	-	80 (2032)	80 (2032)	74 (1879)
77.2 (1962)	70 (1778)	70 (1778)	71 (1803)	73 (1854)	78 (1981)	78 (1981)	72.9 (1852)
154.6 (3929)	148 (3759)	148 (3759)	157 (3988)	163 (4135)	141.6 (3597)	141.6 (3597)	147.1 (3736)
123 (3137)	-	-	-	-	114.3 (2903)	114.3 (2903)	113.9 (2893)
83.3 (2116)	87 (2210)	90.5 (2299)	90 (2276)	90 (2276)	81.3 (2065)	81.3 (2065)	81.8 (2078)
31	38	38	34	29	-	-	-
11.5 (293)	14.4 (366)	14.4 (366)	15 (381)	15 (381)	-	-	-
Vertical	Radial	Radial	Radial	Radial	Vertical	Vertical	Vertical
4572 (2074)	3929 (1782)	4000 (1814)	5050 (2291)	5350 (2427)	4571 (2073)	4429 (2008)	4143 (1879)
3200 (1451)	2750 (1247)	2800 (1270)	3535 (1603)	3745 (1699)	3310 (1501)	3100 (1406)	2900 (1315)
9143 (4147)	7857 (3563)	8000 (3628)	10100 (4581)	10700 (4853)	9143 (4147)	8857 (4017)	8285 (3758)
7961 (3611) / 6742 (3058)	-	-	-	-	-	-	-
43	-	-	-	-	-	-	-
97.4 (2474)	96 (2438)	96 (2438)	91 (2311)	91 (2311)	-	-	-
40.7 (1035)	24 (610)	24 (610)	24 (610)	24 (610)	35.2 (894)	33.6 (853)	39.9 (1013)
128.6 (3266)	125.5 (3188)	125.5 (3188)	125 (3175)	125 (3175)	131 (3327)	132 (3353)	128.3 (3259)
27	41	25	45	45	-	-	-
65.6 (1667)	71 (1803)	71 (1803)	71 (1803)	71 (1803)	63.7 (1618)	63.7 (1618)	59.2 (1504)
17.7 (450) / N/A	18 (457) / 20 (508)	18 (457) / 20 (508)	18 (457)	20 (508)	17.7 (449.6)	17.7 (449.6)	17.7 (449.6)
4.4	-	-	-	-	4.1	4.2	6.2
5	-	-	-	-	-	-	-
5.0 (8.0) / 7.3 (11.7)	6.3 (10.1) / 9.3 (15)	6.3 (10.1) / 9.3 (15)	6 (9.7) / 10 (16)	6 (9.7) / 10 (16)	6.0 (9.7) / 8.3 (13.4)	6.6 (10.6) / 10.7 (17.2)	6.8 (10.9) / 9.2 (14.8)
12178 (5524)	-	-	-	-	-	-	-
3555 (250)	3300 (227)	3300 (227)	3300 (227)	3300 (227)	3500 (246)	3500 (246)	-
3553 (249.8)	3300 (227)	3300 (227)	3300 (227)	3300 (227)	3500 (246)	3500 (246)	-
23.1 (87.6)	22.6 (85.5)	22.6 (85.5)	20 (75.7)	20 (75.7)	23 (87.1)	23 (87.1)	23.3 (88.2)
40 (152)	35.7 (135)	35.7 (135)	45 (170)	45 (170)	30.5 (115.5)	30.5 (115.5)	30.3 (115)
Tilt back	-	-	-	-	Tilt back	Tilt back	Tilt back
STD	-	-	-	-	-	-	-
STD	STD	STD	STD	STD	OPT (SJC)	OPT (SJC)	OPT (SJC)
-	-	-	-	-	OPT (SJC/ACS)	OPT (SJC/ACS)	OPT (SJC/ACS)
-	-	-	-	-	STD	STD	STD
11299 (5125)	9060 (4109)	9210 (4177)	11265 (5110)	12255 (5559)	10127 (4593)	10417 (4725)	10250 (4649)
28.8 (109)	18.4 (70)	18.4 (70)	30 (114)	30 (114)	43.8 (165.8)	43.9 (168.1)	31.7 (120)
17.96 (68)	-	-	-	-	-	-	-
10.1 (38.1)	8 (30)	8 (30)	22 (83)	22 (83)	-	-	-

Kubota SVL97-2	Bobcat T770	Bobcat T770 Roller Suspension	Bobcat T870	Case TV450B	CAT 289D3	CAT 299D3	CAT 299D3 XE
Kubota V3800-TIEF4	Doosan -	Doosan -	Doosan -	Case FPT F5H	Cat C3.3B DIT	Cat C3.8 DIT	Cat C3.8 DIT
96.4 (71.9) @2400	92 (68.6) @--	92 (68.6) @--	100 (74.6) @--	90 (67.1) @2500	74.3 (54.4) @--	98 (73) @--	110 (82) @--
87 (64.9) @2400	--	--	--	--	72.9 (55.4) @--	95 (71) @--	106 (79) @--
249 (338) @1500	--	--	--	282 (383) @1400	195 (264) @1500	246 (334) @1500	276 (374) @1500
4	--	--	--	--	4	--	--
230 (3769)	--	--	--	207 (3400)	203 (3300)	232 (3800)	232 (3800)
Turbocharged	Turbocharged	Turbocharged	Turbocharged	Turbocharged	Turbocharged	Turbocharged	Turbocharged
80 (2032)	80 (2032)	80 (2032)	84.8 (2154)	--	--	--	--
77.2 (1962)	78 (1981)	78 (1981)	82.8 (2103)	76.4 (1943)	78.0 (1981)	78 (1981)	76 (1930)
154.6 (3929)	141.6 (3597)	141.6 (3597)	153.9 (3909)	144.3 (3667)	146.2 (3714)	154.7 (3931)	154.7 (3931)
123 (3137)	114.3 (2903)	114.3 (2903)	119.3 (3030)	119 (3025)	117.9 (2995)	125.5 (3189)	125.5 (3189)
83.3 (2116)	81.3 (2065)	81.3 (2065)	84.8 (2153)	80.4 (2044)	83.2 (2113)	83.6 (2125)	83.6 (2125)
31	--	--	--	32	33	33	33
11.5 (293)	--	--	--	9.5 (243)	8.9 (226)	9.6 (245)	9.6 (245)
Vertical	Vertical	Vertical	Vertical	Vertical	Vertical	Vertical	Vertical
4572 (2074)	4960 (2250)	4750 (2154)	5215 (2365)	4508 (2045)	4130 (1880)	4970 (2254)	5085 (2315)
3200 (1451)	3475 (1576)	3325 (1508)	3650 (1656)	3157 (1432)	2890 (1315)	3480 (1580)	3560 (1620)
9143 (4147)	9929 (4503)	9500 (4309)	10430 (4731)	9019 (4091)	8255 (3750)	9945 (4520)	10170 (4625)
7961 (3611) / 6742 (3058)	--	--	--	8699 (3946) / 7755 (3456)	7291 (3307) / --	7270 (3298) / 6162 (2795)	7270 (3298) / 6162 (2795)
43	--	--	--	38	51	54	54
97.4 (2474)	--	--	--	102.4 (2602)	94.0 (2378)	94.5 (2399)	94.5 (2399)
40.7 (1035)	35.2 (894)	33.6 (853)	37.5 (952)	21.5 (548)	30.0 (761)	33.6 (852)	33.6 (852)
128.6 (3266)	131.4 (3337)	132 (3353)	145 (3683)	126.5 (3215)	125.1 (3178)	126.3 (3208)	126.3 (3208)
27	--	--	--	34	--	25	--
65.6 (1667)	63.7 (1618)	63.7 (1618)	70.2 (1783)	--	64.2 (1630)	69.6 (1767)	69.6 (1767)
17.7 (450) / N/A	17.7 (449.6)	17.7 (449.6)	17.7 (449.6)	--	17.7 (450)	15.7 (400) / 17.7 (450)	15.7 (400)
4.4	4.2	4.3	4.8	--	4.7	4.7	4.8
5	--	--	--	--	--	--	--
5.0 (8.0) / 7.3 (11.7)	6.6 (10.6) / 10.7 (17.2)	6.6 (10.6) / 10.7 (17.2)	5.5 (8.8) / 9.3 (15)	5.1 (8.2) / 7.5 (12.2)	4.5 (7.2) / 8.3 (13.3)	5.2 (8.2) / 8.4 (13.2)	--
12178 (5524)	--	--	--	--	--	--	--
3555 (250)	3500 (246)	3500 (246)	3500 (246)	--	3335 (230)	3335 (235)	3335 (235)
3553 (249.8)	3500 (246)	3500 (246)	3500 (246)	--	3335 (230)	3335 (235)	3335 (235)
23.1 (87.6)	23 (87.1)	23 (87.1)	23 (87.1)	24.2 (92)	23.0 (86)	23 (87.1)	23 (87.1)
40 (152)	36.6 (138.2)	36.6 (138.2)	36.6 (138.2)	39.5 (149)	32.0 (121)	32 (121)	40 (150)
Tilt back	Tilt back	Tilt back	Tilt back	Tilt forward	Tilt back	Tilt back	Tilt back
STD	--	--	--	STD	OPT	OPT	OPT
STD	OPT (SJC)	OPT (SJC)	OPT (SJC)	STD	STD	STD	STD
--	OPT (SJC/ACS)	OPT (SJC/ACS)	OPT (SJC/ACS)	OPT	--	--	--
--	STD	STD	STD	OPT	OPT	--	--
11299 (5125)	10515 (4769)	10573 (4795)	12925 (5863)	10632 (4823)	10688 (4848)	11464 (5200)	11756 (5333)
28.8 (109)	43.8 (165.8)	43.9 (166.9)	32.6 (123.4)	25.4 (96.5)	27.7 (105)	31.7 (120)	31.7 (120)
17.96 (68)	--	--	--	--	13.7 (56.8)	14.5 (54.9)	14.5 (54.9)
10.1 (38.1)	--	--	--	--	10.3 (41.6)	10.3 (39)	10.3 (39)

Kubota SVL97-2	CAT 299D3 XE LAND MANAGEMENT	Gehl VT320	JCB 270T	JCB 300T	JCB 325T ForestryMaster	JD 331G	JD 333G
Kubota V3800-TIEF4	Cat C3.8 DIT	Deutz TD 3.6	JCB EcoMAX TCAE-55	JCB EcoMAX TCAE -55	JCB EcoMAX TCAE-55	Yanmar 4TNV94FHT	Yanmar 4TNV94FHT
96.4 (71.9) @2400	110 (82) @--	114 (85) @2300	75 (55) @2400	74 (55) @2400	74 (55) @2400	91.2 (68) @2500	100 (74.6) @2500
87 (64.9) @2400	106 (79) @--	108 (80.8) @2300	--	--	--	88.5 (66) @2500	96.6 (72) @2500
249 (338) @1500	276 (374) @1500	339 (460) @1600	295 (400) @1200	295 (400) @1200	295 (400) @1200	281.8 (382) @1700	291.3 (395) @1700
4	--	4	--	--	--	4	4
230 (3769)	232 (3800)	221 (3600)	268.4 (4399)	268 (4399)	268 (4399)	186.3 (3100)	186.3 (3100)
Turbocharged	Turbocharged	Turbocharged	Turbocharged	Turbocharged	Turbocharged	Turbocharged	Turbocharged
80 (2032)	--	83.9 (2131)	74.8 (1900)	75.0 (1900)	83.9 (2130)	--	--
77.2 (1962)	76 (1930)	69.5 (1766)	74.8 (1900)	75.0 (1900)	77.9 (1980)	78.9 (2000)	80.7 (2050)
154.6 (3929)	154.7 (3931)	159.8 (4059)	149.6 (3800)	149.6 (3800)	148.8 (3780)	146 (3710)	146 (3710)
123 (3137)	125.5 (3189)	127.7 (3243)	--	--	--	122 (3100)	122 (3100)
83.3 (2116)	83.6 (2125)	83.1 (2111)	81.9 (2080)	81.9 (2080)	81.9 (2080)	86.7 (2200)	86.7 (2200)
31	33	24	29	29	29	31	31
11.5 (293)	9.6 (245)	12.2 (309)	9.1 (230)	9.1 (230)	9.1 (230)	9.4 (240)	9.4 (240)
Vertical	Vertical	Vertical	Vertical	Vertical	Vertical	Vertical	Vertical
4572 (2074)	6200 (2817)	4571 (2074)	3995 (1812)	4314 (1957)	4573 (2074)	4429 (2010)	5285 (2399)
3200 (1451)	4340 (1975)	3200 (1452)	2723 (1235)	3000 (1361)	3200 (1452)	3100 (1407)	3700 (1680)
9143 (4147)	12400 (5635)	9143 (4148)	7990 (3624)	8627 (3913)	9145 (4148)	8857 (4021)	10570 (4799)
7961 (3611) / 6742 (3058)	7270 (3298) / 6162 (2795)	9901 (4492) / 7491 (3398)	6543 (2968)	7187 (3260) / 5809 (2634)	7187 (3260) / 5809 (2634)	10325 (4688) / 6000 (2724)	13750 (6243) / 8250 (3746)
43	54	41	42	42	42	48	48
97.4 (2474)	94.5 (2399)	99.6 (2530)	89.8 (2280)	89.8 (2280)	89.8 (2280)	106.1 (2690)	106.1 (2690)
40.7 (1035)	33.6 (852)	40.4 (1036)	35.4 (900)	35.4 (900)	35.4 (900)	28 (710)	28 (710)
128.6 (3266)	126.3 (3208)	130 (3302)	126 (3180)	126 (3180)	126 (3180)	132 (3350)	132 (3350)
27	25	31	30	30	30	35	35
65.6 (1667)	69.6 (1767)	--	82.7 (2100)	82.7 (2100)	82.7 (2100)	--	--
17.7 (450) / N/A	15.7 (400) / 17.7 (450)	17.7 (450)	15.7 (400) / 17.7 (450)	15.7 (400) / 17.7 (450)	15.7 (400) / 17.7 (450)	15.8 (400) / 17.7 (450)	15.8 (400) / 17.7 (450)
4.4	5.2	5.3	--	--	--	5.5	5
5	--	5	--	--	--	5	5
5.0 (8.0) / 7.3 (11.7)	5.5 (8.9) / 8.3 (13.3)	5.3 (8.6) / 7.8 (12.6)	4.8 (7.7) / 7.8 (12.5)	4.8 (7.7) / 7.8 (12.5)	4.8 (7.7) / 7.8 (12.6)	5.3 (8.5) / 7.8 (12.6)	5.3 (8.5) / 7.8 (12.6)
12178 (5524)	--	12770 (5792)	--	--	--	11500 (5221)	11500 (5221)
3555 (250)	3335 (235)	--	3335 (230)	3335 (234)	3335 (234)	--	--
3553 (249.8)	3335 (235)	--	3335 (230)	3335 (234)	3335 (234)	3450 (237)	3450 (237)
23.1 (87.6)	23 (87.1)	27 (102.2)	24 (90)	24 (90)	24 (90)	23.5 (80)	25 (95)
40 (152)	40 (150)	37.4 (141.6)	31.7 (120)	33 (125)	33 (125)	36.5 (138)	41.1 (156)
Tilt back	Tilt back	Tilt back	Tilt forward	Tilt forward	Tilt forward	--	--
STD	OPT	OPT	OPT	OPT	OPT	OPT	OPT
STD	STD	STD	STD	STD	STD	STD	STD
--	--	--	--	--	--	OPT	OPT
--	--	--	OPT	OPT	OPT	OPT	OPT
11299 (5125)	12764 (5790)	11610 (5267)	11003 (4991)	11219 (5089)	12364 (5608)	11900 (5403)	12100 (5493)
28.8 (109)	58 (220)	32.5 (123)	27.3 (103.3)	27.3 (103.3)	27.3 (103.3)	30 (114)	30 (114)
17.96 (68)	14.5 (54.9)	--	14.5 (55)	14.5 (55)	14.5 (55)	--	--
10.1 (38.1)	10.3 (39)	16.5 (62.5)	--	--	--	--	--

Kubota SVL97-2	Mustang 3200VT	NH C345	Takeuchi TL12R2	Takeuchi TL12V2	Wacker Neuson ST40	Wacker Neuson ST45	Wacker Neuson ST50
Kubota V3800-TIEF4	Deutz TD 3.6	FPT F5BFL413E*B002	Kubota V3800-TIF4B	Kubota V3800-TIF4B	Kohler KDI 3404TCR	Kohler KDI 3404TCR	Kohler KDI 3404TCR
96.4 (71.9) @2400	114 (85) @2500	90 (67) @2500	111.3 (83) @2400	111.3 (83) @2400	100 (74.5) @2500	74.3 (55.4) @2500	100 (74.5) @2500
87 (64.9) @2400	108 (80.8) @2500	84 (63) @2500	—	—	—	—	—
249 (338) @1500	339 (430) @1600	282 (383) @1400	276 (374) @—	284 (385) @1500	—	—	—
4	4	4	4	4	—	—	—
230 (3769)	221 (3600)	207 (3400)	230 (3800)	230 (3769)	205 (3359)	205 (3359)	205 (3359)
Turbocharged	Turbocharged	Turbocharged	Turbocharged	Turbocharged	Turbocharged	Turbocharged	Turbocharged
80 (2032)	83.9 (2131)	—	80 (2032)	—	78 (1981)	78 (1981)	78 (1981)
77.2 (1962)	69.5 (1765)	76.5 (1943)	65.2 (1960)	77 (1960)	70 (1778)	70 (1778)	70 (1778)
154.6 (3929)	159.8 (4059)	—	133.3 (4045)	159 (4045)	145.4 (3693)	145.4 (3693)	145.4 (3693)
123 (3137)	127.7 (3243)	120.2 (3054)	106.2 (3205)	126 (3203)	117 (2974)	117 (2974)	117 (2974)
83.3 (2116)	83.1 (2111)	80.4 (2043)	77 (2311)	91.7 (2330)	83.2 (2113)	82 (2088)	84.7 (2151)
31	24	32	30	30	31	27	31
11.5 (293)	12.2 (309)	9.5 (241)	12.5 (320)	12.6 (320)	10.5 (266)	9 (228)	10.5 (266)
Vertical	Vertical	Vertical	Radial	Vertical	Vertical	Vertical	Vertical
4572 (2074)	4571 (2074)	4500 (2045)	4315 (1957)	5868 (2662)	4000 (1814)	4500 (2041)	5000 (2267)
3200 (1451)	3200 (1452)	3150 (1432)	2975 (1349)	4107 (1863)	2800 (1270)	3150 (1428)	3500 (1587)
9143 (4147)	9143 (4148)	9000 (4091)	8629 (3915)	11737 (5324)	—	—	—
7961 (3611) / 6742 (3058)	9901 (4492) / 7491 (3398)	7462 (3385) / 9188 (4168)	8210 (3722) / 8075 (3633)	7874 (3571) / 7109 (3225)	6941 (3148) / 7500 (3401)	6941 (3148) / 8200 (3719)	6941 (3148) / 8200 (3719)
43	41	45.3	42	46.8	44	44	44
97.4 (2474)	99.6 (2530)	—	95 (2400)	97 (2459)	100.8 (2560)	107.1 (2721)	108.9 (2766)
40.7 (1035)	40.4 (1026)	35.5 (902)	31.8 (960)	36 (924)	—	—	—
128.6 (3266)	130 (3302)	131.6 (3344)	106.2 (3200)	130 (3299)	128.3 (3258)	134.8 (3423)	136.3 (3462)
27	31	32	30	32	—	—	—
65.6 (1667)	51.7 (1313)	64.5 (1638)	67.6 (1716)	68 (1717)	65.6 (1666)	63 (1600)	65.6 (1666)
17.7 (450) / N/A	17.7 (450)	—	17.7 (450)	17.7 (450)	17.7 (450)	17.7 (450)	17.7 (450)
4.4	5.3	4.4	4.6	4.8	—	—	—
5	4	4	5	5	5	—	—
5.0 (8.0) / 7.3 (11.7)	5.3 (8.6) / 7.8 (12.6)	5.5 (8.9) / 8.0 (12.2)	5 (8.1) / 7.3 (11.8)	5.0 (8.1) / 7.3 (11.6)	6.2 (9.9) / 9.9 (15.4)	6.4 (10.2) / 9.6 (15.4)	6.2 (9.9) / 9.9 (15.4)
12178 (5524)	12770 (5792)	—	14010 (6353)	14006 (6353)	—	—	—
3555 (250)	3500 (241)	—	3481 (240)	—	—	—	—
3553 (249.8)	—	3450 (237)	3481 (240)	3481 (240)	3500 (246)	3500 (246)	3500 (246)
23.1 (87.6)	27 (102.2)	24.2 (91.5)	23 (88)	23 (88)	25.7 (97.3)	22.1 (83.7)	25.1 (95)
40 (152)	37.4 (141.6)	39.9 (150.8)	40.4 (153)	40 (153)	37.4 (141.6)	31.7 (120)	37.4 (141.6)
Tilt back	—	Tilt forward	Tilt back	Tilt back	Tilt forward	Tilt forward	Tilt forward
STD	OPT	STD	STD	STD	OPT	—	OPT
STD	STD	STD	STD	STD	STD	STD	STD
—	—	STD	OPT	OPT	STD	STD	STD
—	—	OPT	—	—	—	—	—
11299 (5125)	11610 (5267)	10610 (4823)	12300 (5580)	12860 (5835)	10289 (4667)	10267 (4657)	10667 (4843)
28.8 (109)	32.5 (123)	25.5 (96.5)	31.6 (119.5)	32.7 (124)	40 (151.4)	40 (151.4)	40 (151.4)
17.96 (68)	—	12.7 (48)	22.5 (85)	24.8 (94)	—	—	—
10.1 (38.1)	16.5 (62.5)	—	13.2 (50)	13.2 (50)	—	—	—