

Allmand®

NIGHT-LITE™

GR-SERIES AIR-COOLED

The Night-Lite™ GR-Series Air Cooled light tower is the compact workhorse any job site needs. The air-cooled Yanmar diesel engine results in ample power for the LED fixtures, and the 48-gallon fuel tank, provides up to 257 hours of run time with 750-hour oil change intervals. This unit features four LED fixtures with 204,488 total lumens and 38,610 ft² area at 0.5 ft-c, resulting in a 19% increase in lumen output and 19,084 ft² additional area of light, when compared to the leading competitor! The Night-Lite™ GR-Series Air Cooled light tower provides plenty of light for any space working longer, bigger and brighter so you can be out on a job site getting more work done.



A SUBSIDIARY OF



BRIGGS & STRATTON
CORPORATION

KEY FEATURES

Night-Lite™ GR-Series Air-Cooled

*Features and Benefits of the Deep Sea L401 controller:

- 16 Event Scheduler programmable to operate up to 4 load outputs
- Configurable to run automatically between sunset and sunrise
- Heated display option ensures operation in extreme cold weather

(4) LED Light Fixtures 350W each lamp

SMD style LEDs

Mast

Flexible lighting with a vertical mast extending to 23 feet

Vertical Tower

Easy to raise and lower with a dual-handle manual winch

359 Degree Rotation

Increase flexibility in light spread

Fuel Tank

48-gallon fuel tank extends operation Up to 257 hour run time

Service Interval

750 hour oil change interval****

Foldable Tongue

Takes up less space on the job-site and in your yard

Standard Trailer Coupler 2" Ball

Lifting Eye

Stabilizers

Steel tongue jack foldable with dual pins, 3 point outriggers

Heavy-duty Leveling Jacks

Max Height

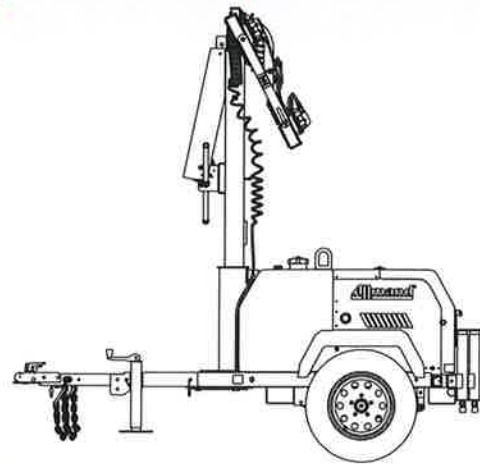
23 ft (7 m)

Height

Transport Position
8.2 ft (2,489.2 mm)

Width

4 ft (1,244.6 mm)



Length

6.4 ft (1,955.8 mm)



Deep Sea L401 controller*

Fuel Gauge

Controls

Simple, easy to use

Up to 257 Hour Runtime

Air-Cooled Engine

Operating temperatures

-20 degrees Fahrenheit to 120 degrees Fahrenheit

CSA Approved

12% better Total Cost of Ownership* than a leading competitor

Compact Design

fit 20 units on a 48 ft flatbed, 22 units on a 53 ft flatbed more units for the same shipping cost

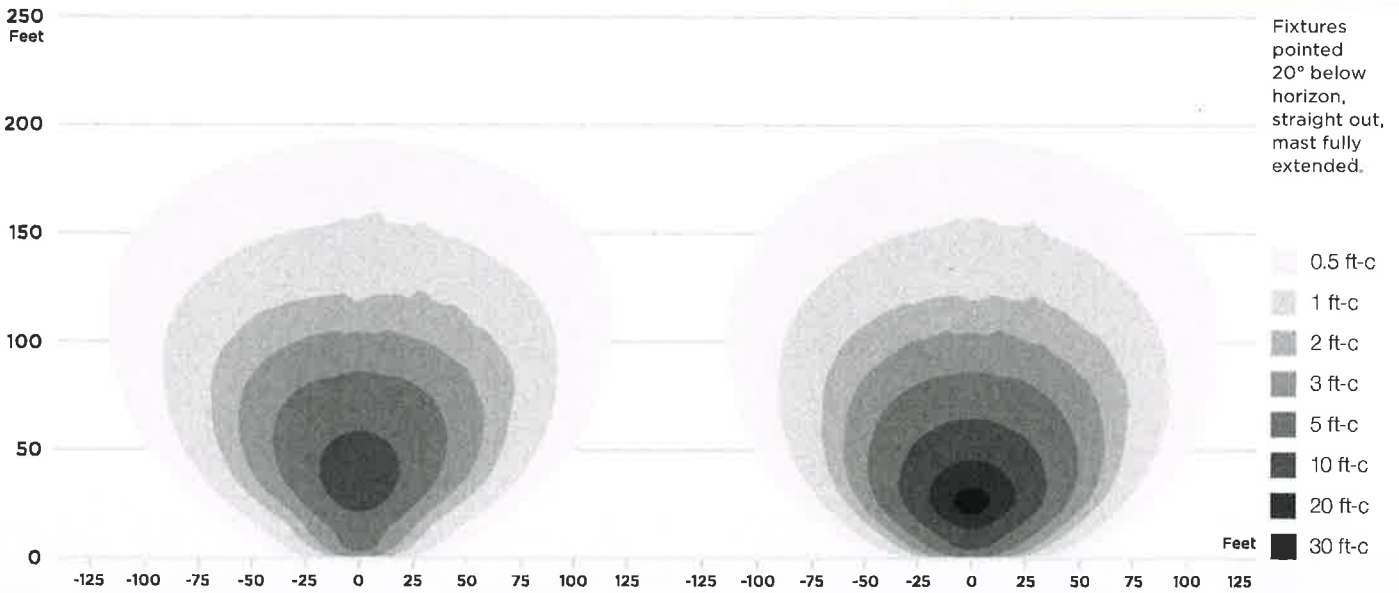
Welded steel frame with lockable door

Forklift Pockets

easily load and unload equipment

Model		Night-Lite™ GR-Series Air-Cooled
Air-Cooled Engine Brand / Model		Yanmar / L70W
Estimated Engine Prime Power (kW)**		3.0 kW
Fuel Capacity gal (L)		48 (181.7)
Horsepower (@ 3,600 RPM)***		5.8
Engine Tier		Tier 4 Final
Light Type - LED		
LED Wattage		350 W
Light Output - Per Lamp (Lumens)		51,122
Lumens Total		204,488
LED Wattage		250 W
Light Output - Per Lamp (Lumens)		38,081
Lumens Total		152,324
Operating Time (Hrs) 250 W LED		257
Operating Time (Hrs) 350 W LED		213
Estimated LED Life (hrs)**		50,000
Features		
Outlets		Outlet - Single 120V / 20A GFI
Weights & Shipping		
Shipping Weight lbs (kg) (No Fuel)		1,000 (453.60)
Net Weight - Dry (lbs)		970
Net Weight - Wet (lbs)		1,290
Number of Units on 48' Flatbed		20
Number of Units on 53' Flatbed		22

LIGHT COVERAGE



Night-Lite™ GR-Series*
with 4 - 250 W LED Light Output (option)

Area Lit to .5 Foot Candle (ft-c)
or Higher: 37,440 ft²

Night-Lite™ GR-Series*
with 4 - 350 W LED Light Output (standard)

Area Lit to .5 Foot Candle (ft-c)
or Higher: 38,610 ft²

* Prime generator electrical output per Allmand® testing. ** Based on one hour run test full fuel tank consumption. *** All power levels are stated gross horsepower as rated by the engines' manufacturers. **** 750 hours service interval (please refer to operators manual for required variety of oil as specified by the engine OEM). †Based on 5 yrs of service and industry residual value. Allmand® has a policy of continuous product improvement and reserves the right to modify its specifications at any time and without prior notice. See operator's manual or www.allmand.com website for complete warranty details.

OPTIONS

Night-Lite™ GR-Series Air-Cooled

(4) LED Light Fixtures 250W

Skid Mount

Custom Paint

ALLMAND 350W LED COMPARED TO LEADING COMPETITOR LED LIGHTS

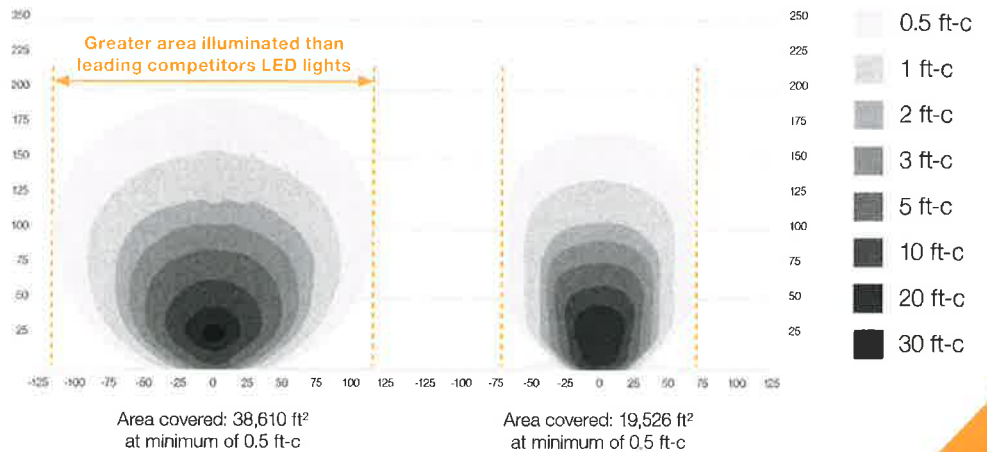
Allmand 350W LED vs 296W LED

- **Ft² Area Illuminated**
 - 38,610 ft² vs 19,526 ft²
 - 19,084 ft² Additional Area
 - 98% increase in light coverage
- **Lumen output**
 - 204,488 vs 172,200 total lumens
 - 32,288 Additional Lumens
 - 19% increase in light brightness

Allmand Data obtained by 3rd party independent test lab for 23 ft lower at 10° below horizon. Note: See individual product sale sheets for each light plant light map details.

Allmand® Night-Lite™ GR-Series 23-ft mast height 4 - 350w LED

Competitor 23-ft mast height 4 - 296w LED



COMPROMISE NOTHING.

At Allmand, our sole focus is providing jobsite support equipment to help your customers get the job done. Whenever they need it. Wherever they are. And whatever it takes. What's more, our genuine commitment to you — the highest standard of service and lowest total cost of ownership — is simply unmatched. Choose the equipment that comes with complete confidence that jobsite productivity won't go dark at 2 a.m.

Allmand. Above All.