


HiLight V4 HiLight V5+

The HardHat® range.
Providing outstanding
safety and efficiency.



Atlas Copco



HARDHAT[®] SAFE LIGHT

The **HiLight V4** and **V5+** are the light towers that construction sites, outdoor events and industries around the world have been asking for. We know you need a durable and robust light tower that ensures safety. Our **HiLight V4** is the leading solution within the 4000W metal halide light tower segment. For the ultimate in fuel economy and reliability, the premium **HiLight V5+** is an excellent alternative. Its LED lighting technology provides extended benefits and represents outstanding value for our customers.

In addition, we have coupled our new light tower technology with the legendary **Atlas Copco HardHat[®] canopy**. The **HardHat[®]** canopy is exceptionally tough, yet still lightweight. Many years down the road, your light tower will look and perform like it only just rolled onto your site, maximizing the value of your asset.

The result, an incredibly durable, lightweight and compact light tower which can be transported with the mast in the vertical position, allowing quick, safe and efficient transportation.








HIGH LUMINOSITY

The **HiLight V4** has four metal halide lamps offering high efficiency. A luminosity of 440.000 lumens from 4 x 1000 W metal halide lights.



KEY BENEFITS

- Easy to move 
- Versatility 
- Service efficiency 
- Safety 
- Robustness 






LUMINOSITY
=

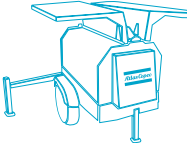


MH 4 x 1000 W



LED 4 x 350 W

ROBUST AND DURABLE   



Legendary **HardHat[®]** enclosure made of Polyethylene. The exclusive hinged top panel provides easy access to the engine, generator and electrical components for quick and hassle-free maintenance.



EASY TRANSPORTATION



The ultracompact footprint of both the **HiLight V4** and **V5+** allows you to transport up to 20 units on a 53 ft trailer. Its lifting beam with forklift pockets along with a heavy duty lifting eye facilitates easy movement. The spring axle trailer, tow hitch, and lighting conform to DOT requirements.



HIGH LUMINOSITY

The **HiLight V5+** comes with 4 LED lamps x 350 W that gives you even more durability and light coverage.

FUEL EFFICIENCY



It offers the best fuel consumption on its segment with 0.185gal (0.7 l/hr), with a maximum run time of 150 hrs.



SAVINGS:
520 GAL (2,000 LIT)
EVERY 2,000 HOURS

USER FRIENDLY & POWER PANEL



User friendly controls and power panel with independent circuit breakers.

Hour meter and key switch with a 120 VAC auxiliary power output.

ENVIRONMENTALLY SAFE



The two models feature a spillage free frame for fluid containment.

We also feature easy access oil & coolant drains for serviceability.

SILENT OPERATION



Thanks to its air flow design and the **HardHat® canopy**, the **HiLight V5+** is the most silent light tower in its segment.



TECHNICAL DATA

| Performance Data | | HiLight V4 | HiLight V5+ |
|-------------------------------------|------------|--|--|
| Rated frequency | Hz | 60 Hz | 60 Hz |
| Rated voltage | V | 120 | 120 |
| Rated power (PRP) | kW | 6.8 | 2.7 |
| Operating temperature (min/max) | °F (°C) | 14/120 (-10/49) | 14/122 (-10/50) |
| Sound power @ 7m (LPA) | dB(A) | 73 | 63 |
| Engine - Kubota | | | |
| Model | | Z482 EPA Tier 4 | Z482 EPA Tier 4 |
| Speed | rpm | 3,600 | 1,800 |
| Rated net output (PRP) | kW | 8.1 | 3 |
| Coolant | | Liquid cooled diesel | Liquid cooled diesel |
| Number of cylinders | | 2 | 2 |
| Alternator - Sincro | | | |
| Model | | EK 2 MCT | Mecalte LT 75 |
| Rated output | kVA | 7.5 | 4.5 |
| Insulation / enclosure protection | class/IP | H/23 | H/23 |
| Consumption | | | |
| Fuel tank capacity | gallon (l) | 28/105 | 28/105 |
| Runtime before refueling @ 4kW load | hrs | 50 | 150 |
| Battery | | 45 Ah, 390 CCA | 45 Ah, 390 CCA |
| Power Output | | | |
| Aux power MCCB | kW | 2 | 1 |
| Lights | | | |
| Floodlights | | 4 x Metal Halide | 4 x LED |
| Wattage | W | 4 x 1,000 | 4 x 350 |
| Luminosity | | 0.5fc @ 7 acres (5.4lm/m ² @ 28,328m ²) | 0.5fc @ 7 acres (5.4lm/m ² @ 28,328m ²) |
| Luminous flux | lumen | 440,000 (4 x 110,000) | 154,000 (4 x 38,500) |
| Manual mast | | | |
| Type | | Vertical, 5 section with 2500 lb winch | Vertical, 5 section with 3500 lb winch |
| Rotation | degrees | 360 | 360 |
| Maximum height | ft (m) | 25 (7.5) | 25 (7.5) |
| Maximum speed wind | mph (kph) | 51 (80) | 51 (80) |
| Construction | | | |
| Trailer | | Unibody trailer with 4 point leveling system | Unibody trailer with 4 point leveling system |
| Tires | | 155R13 | 155R13 |
| Tow Hitch | | 2 inch ball / pintle combo | 2 inch ball / pintle combo |
| Base Frame | | Fluid containment system with external drain system | Fluid containment system with external drain system |
| Enclosure | | Gull-wing HardHat® doors | Gull-wing HardHat® doors |
| Dimensions and weight | | | |
| Dimensions in transport (LxWxH) | inches (m) | 66x43x98 (1.67x1.10x2.50) | 66x43x98 (1.67x1.10x2.50) |
| Dimensions in operation (LxWxH) | inches (m) | 114x91x296 (2.90x2.31x7.54) | 114x91x296 (2.90x2.31x7.54) |
| Weight | lbs (kg) | 1,527(694) | 1,544(702) |

ADDITIONAL STANDARD FEATURES

- 4 LED lamps x350W / 4x1000 W metal halide
- 4 heavy duty stabilizers with level bubble
- Spring axle lower case and tow hitch conforms to DOT requirements
- Compact Kubota Z482 Tier 4 Final engine
- Spillage free frame with fluid containment
- Oil & coolant drains for serviceability
- User friendly control & power panel:
 - Independent circuit breakers
 - Hour meter & key switch
 - 120 VAC GFCI Duplex outlet
- 28 gallon / 105 liter fuel tank for long run time between fills

OPTIONS

- Emergency stop button
- DC electric winch
- Ground connection
- LC 1003 digital controller with photocell and weekly timer
- Engine block heaters
- Spark arrestor
- Colors available

SEGMENTS



COMMITTED TO SUSTAINABLE PRODUCTIVITY

Atlas Copco's Portable Energy division is committed to forward-thinking. For us, sustainable productivity is all about anticipating and exceeding your future needs – while never compromising our environmental principals. Looking ahead and staying ahead is the only way we can ensure we are your long term partner.

www.atlascopco.com

Atlas Copco