



DUAL PUMP FACILITY

The special design of the Transcube 'Global' allows fitting of a hand pump as well as an electric pump in the area under the lockable hatch.



THE TRANSCUBE GLOBAL RANGE

50TCG - 4700 litres

30TCG - 3000 litres

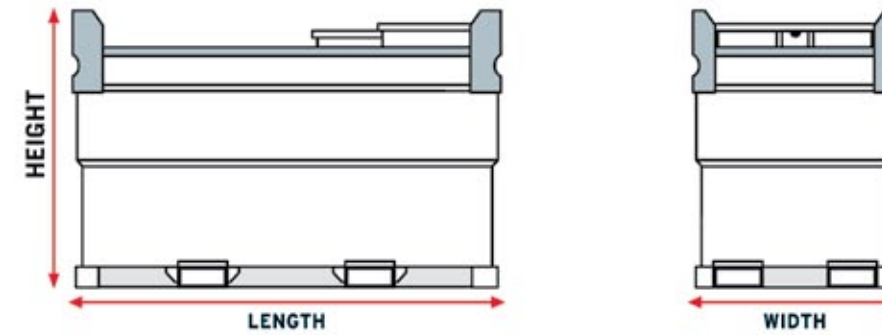
20TCG - 2000 litres

10TCG - 1000 litres

05TCG - 500 litres









TRANSCUBE GLOBAL DIMENSIONS



TRANSCUBE GLOBAL SPECIFICATIONS

MODEL	CAPACITY			DIMENSIONS Inches/(mm)			WEIGHT LBS/(Kg)	
	LITRES	US GALLONS	IMP' GALLONS	LENGTH	WIDTH	HEIGHT	EMPTY	FULL
05TCG	500	132	110	45 1/4" (1155mm)	45 1/4" (1155mm)	33" (838mm)	965LBS (437KG)	1901LBS (862KG)
10TCG	1000	264	220	45 1/4" (1155mm)	45 1/4" (1155mm)	52" (1320mm)	1118LBS (508KG)	2994LBS (1358KG)
20TCG	2000	528	440	86 1/2" (2190mm)	45 1/4" (1155mm)	52" (1320mm)	1825LBS (828KG)	5574LBS (2528KG)
30TCG	3000	792	660	90 1/2" (2300mm)	59 1/8" (1500mm)	52" (1320mm)	2153LBS (972KG)	7765LBS (3522KG)
50TCG	4700	1240	1035	90 1/2" (2300mm)	90 1/2" (2300mm)	52" (1320mm)	3567LBS (1618KG)	12235LBS (5550KG)

TRANSCUBE GLOBAL OPTIONAL PUMPS AND FITTINGS

	15GPM/56LPM electric transfer pump with 12' delivery hose, manual nozzle, 15' power cord. • 12 Volt #M150S • 24 Volt # M240S • 115 Volt # M1115S		3/4" Semi rotary hand pump (1/4 turn) available as feed line primer w/O.D. or fuel transfer pump with manual nozzle. • Primer Pump w/Quick Connect #K1P • Transfer Pump w/12' Hose & Manual Nozzle # K1N
	Mechanical flow meter 3/4" with gallons or litre display. • Gallon display # 807C • Litre Display # 807CLMK		Auto shut off nozzle. • 3/4" # 111TNL • 1" # 7TH
	Feed and return assemblies c/w feed, down tube check valve, strainer and return port. • 1/2" # RN08KT • 3/4" # RN12KT • 1" # RN16KT		Arctic Fuel Delivery Hose. 15', 25' and 50' or custom lengths available. • 3/4" # 62675 • 1" # 626100
	Engine feed/return hose assembly c/w male/female couplers available in 1/4, 3/8, 1/2, 3/4 and 1". Hose length sized to suit your application.		SITE TOW TRAILER: Low speed trailer chassis for ease of manoeuvring on rugged sites. • 10TCG Trailer # ST1000G • 20TCG Trailer # ST2000G
	CUSTOM SKID OPTIONS A variety of options to fit your application.		LIFTING HARNESS Wire rope or chain c/w self locking safety hooks, and single point top yoke. Available for all Transcube sizes.

STANDARD COLOUR - CREAM WHITE

COLOUR OPTIONS



WESTERN
Western Environmental Canada
petroleum equipment

WESTERN ENVIRONMENTAL CANADA Unit 101-251 Saulteaux Crescent Winnipeg, MB R3J 3C7
P 204 772 6525 TF 866 539 3781 E info@westernenvironmental.ca
F 204 772 6597 W www.westernenvironmental.ca

TRANS
CUBE



TRANSCUBE GLOBAL

FOR RAPID, LEGAL, FUEL
TRANSPORTATION AND
DEPLOYMENT WORLDWIDE!



YOUR DOUBLE WALLED US DOT/
TRANSPORT CANADA APPROVED
MOBILE IBC (Intermediate Bulk Container)
FOR TRANSPORT OF DIESEL FUEL;
BUILT, TESTED AND CERTIFICATED
TO UN REQUIREMENTS

AVAILABLE IN
500 Litres - 4700 Litres
132 US Gallons - 1240 US Gallons
110 Imp Gallons - 1035 Imp Gallons



WESTERN
Western Environmental Canada
petroleum equipment

ENVIRONMENTALLY AWARE

In compliance with environmental protection measure, the Transcube 'Global' features a

CONTAINMENT TANK CAPACITY OF 110%

All connection ports, pumps, hoses, nozzles, etc. are housed within this containment area.



MAINTAINING STANDARDS

The Transcube 'Global' is fabricated with 11 guage (3mm) mild steel to comply with United Nations 'Standardized Means of Containment' guidelines.

Standard fitting includes 3" fusible fill port, contents gauge, pressure/vacuum vents, 1" pump feed connection, 1/2" feed and return line connections for generator, and inspection manhole.



MODEL SHOWN 10TCG

USER FRIENDLY FEATURE

Equipped with removable and flexible dip pipes for ease of maintenance and customized set up.



TRANSPORTABLE

The Transcube 'Global' range complies with the stated code:

'ALL FUEL TANKS (450 LITRES OR GREATER) MUST COMPLY WITH US/DOT and or TRANSPORT CANADA REQUIREMENTS (TDG Reg. 5.6b) and UNITED NATIONS (INTERMEDIATE BULK CONTAINER) STANDARDS'.



UN COMPLIANT



MULTIPLE FUELING

The Transcube 'Global' has the capacity to run feed/return lines up to 3 diesel engines at a time.



MODEL SHOWN 30TCG

INNOVATIVE DESIGN

90 1/2" (2.3m) total length on 20TCG and 30TCG models allows transportation across truck bed, inside ISO shipping containers, or in standard dry vans.

The optimal height of 52" allows for stacking inside high cube containers and dry vans, and is a comfortable working height during use.



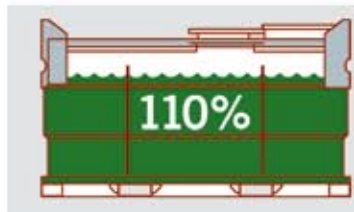
REDUCING YOUR STORAGE NEEDS

The Transcube 'Global' is approved for stacking 2 high full and 3 high empty, helping to reduce your storage space requirements.



MODEL SHOWN 30TCG

THE TRANSCUBE 'GLOBAL' FEATURES AND BENEFITS



110% BUNDED TANK

110% containment tank capacity to ensure environmental protection compliance.



BAFFLED INNER TANK FOR TRANSPORTING

Internal baffles to prevent surge during transport.



INNOVATIVE CORNER BRACKETS

Tank can be both lifted and secured using the innovative combination lifting eye / tie down corner bracket.



GALVANIZED FRAME WORK

Galvanized corner brackets, framework, hatch and manway cover for added protection for tank and paintwork.



FUEL LINE SECURITY FEATURE

Fuel line feed and return hoses through letter box opening means the lid can be left closed and locked even when in use, providing extra security.



MANEUVERABILITY

Forklift pockets are on all 4 sides for ease of maneuvering.



OPTIMUM LOGISTICS

You can transport:

- 10TCG x 56 units
 - 20TCG x 28 units
 - 30TCG x 20 units
 - 50TCG x 14 units
- on a 53' deck or 'high cube dry van'.