



PH: 1-800-556-9452
www.amiattachments.com

**IT'S NOT A JOB
IT'S A PERFORMANCE**

SPECIFICATIONS:

- REVERSIBLE BOLT-ON EDGE
- 90° ROTATION

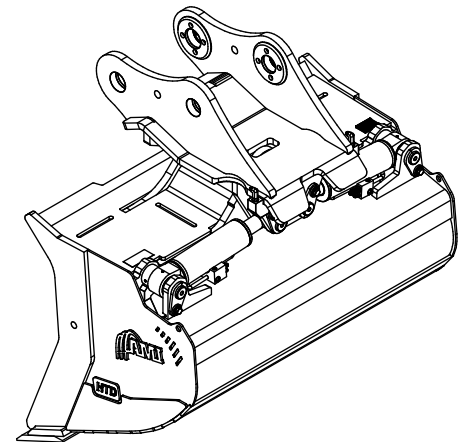
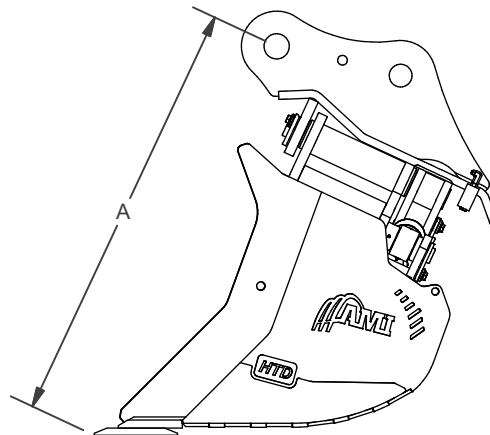
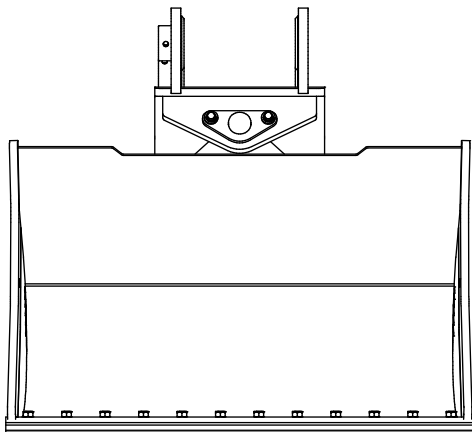
HYDRAULIC TILT DITCHING BUCKETS - BOE

Part #	Width (in.)	Capacity (Cu. Yds)	Tip Radius (in.) (A)	Weight (lbs)
HTD4045E60	60	1.095	53 1/4	2445
HTD4045E66	66	1.220	53 1/4	2585
HTD4045E72	72	1.345	53 1/4	2725

HIGH CAPACITY BUCKETS

Part #	Width (in.)	Capacity (Cu. Yds)	Tip Radius (in.) (A)	Weight (lbs)
HTD4045E60HC	60	1.395	58 1/4	2445
HTD4045E66HC	66	1.555	58 1/4	2510
HTD4045E72HC	72	1.715	58 1/4	2620

ITEMS AVAILABLE FOR FAST TRACK.



DESIGNED & BUILT WITH **HARDOX**
IN MY BODY