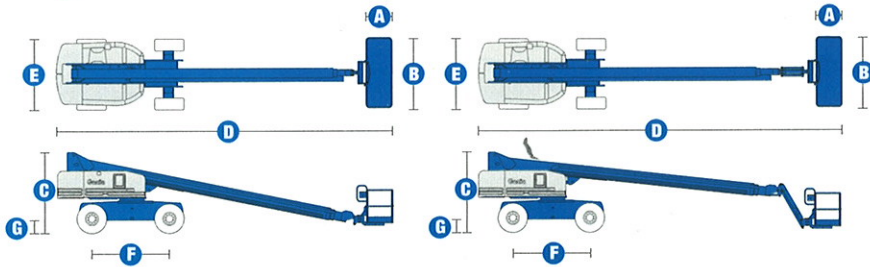


Specifications



MODELS	S™-80		S™-85	
MEASUREMENTS	US	Metric	US	Metric
Working height maximum*	86 ft	26.38 m	91 ft	27.90 m
Platform height maximum	80 ft	24.38 m	85 ft	25.90 m
Horizontal reach maximum	72 ft 5 in	22.07 m	77 ft 5 in	23.60 m
Below ground reach	10 ft 3 in	3.12 m	13 ft 9 in	4.19 m
A Platform length - 8 ft model	3 ft	.91 m	3 ft	.91 m
Platform length - 6 ft model	2 ft 6 in	.76 m	2 ft 6 in	.76 m
B Platform width - 8 ft model	8 ft	2.44 m	8 ft	2.44 m
Platform width - 6 ft model	6 ft	1.83 m	6 ft	1.83 m
C Height - stowed	9 ft 2 in	2.80 m	9 ft 2 in	2.80 m
D Length - stowed	37 ft 3 in	11.35 m	40 ft 7 in	12.37 m
Length - transport (jib tucked under)			35 ft	10.67 m
E Width - axles retracted	8 ft	2.44 m	8 ft	2.44 m
Width - axles extended	10 ft 1 in	3.07 m	10 ft 1 in	3.07 m
F Wheelbase	9 ft	2.74 m	9 ft	2.74 m
G Ground clearance - center	1 ft 5 in	.43 m	1 ft 5 in	.43 m

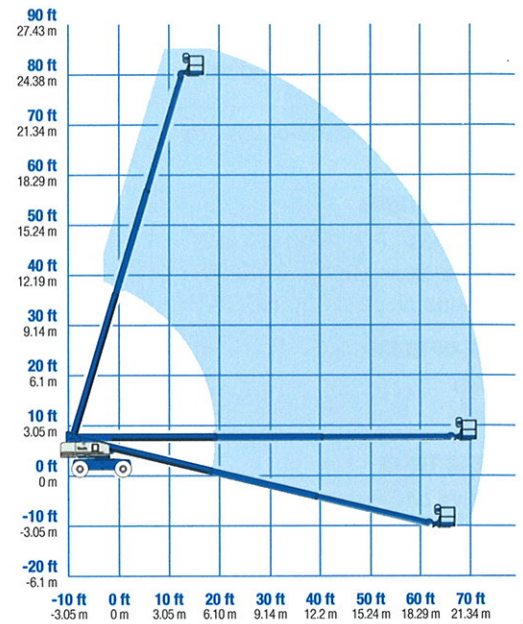
PRODUCTIVITY				
Lift capacity - 8 ft platform	500 lbs	227 kg	500 lbs	227 kg
Lift capacity - 6 ft platform	600 lbs	272 kg	500 lbs	227 kg
Platform rotation	160°		160°	
Turntable rotation	360° continuous		360° continuous	
Turntable tailswing - axle retracted	4 ft 8 in	1.42 m	4 ft 8 in	1.42 m
Turntable tailswing - axle extended	3 ft 8 in	1.12 m	3 ft 8 in	1.12 m
Drive speed - stowed - 2WD/4WD	3.5 mph	5.6 km/h	3.5 mph	5.6 km/h
Drive speed - raised/extended	0.68 mph	1.1 km/h	0.68 mph	1.1 km/h
Gradeability - 2WD - stowed**	30%		30%	
Gradeability - 4WD - stowed**	45%		45%	
Turning radius - axle extended: inside	10 ft 8 in	3.25 m	10 ft 8 in	3.25 m
outside	23 ft	7.01 m	23 ft	7.01 m
Controls	12V DC proportional		12V DC proportional	
Tires - RT lug	385/65 D22.5		385/65 D22.5	

POWER				
Power source	Deutz BF4L 2011 4 cylinder turbo diesel 78 hp (58.1 kW) Perkins 804C-33 4 cylinder diesel 63 hp (50 kW) Continental TME27 4 cylinder Gas/LPG 74 hp (56 kW)			
Auxiliary power unit	12V DC		12V DC	
Hydraulic tank capacity	45 gal	170 L	45 gal	170 L
Fuel tank capacity	33 gal	125 L	33 gal	125 L

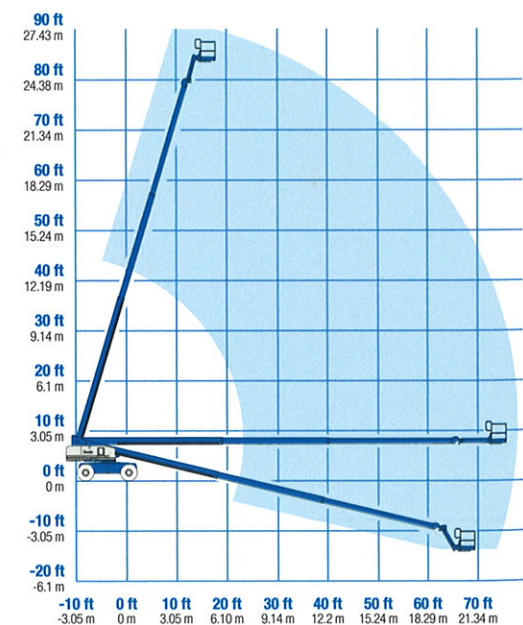
WEIGHT***				
2WD	33,230 lbs	15,073 kg	35,710 lbs	16,198 kg
4WD	33,380 lbs	15,141 kg	35,860 lbs	16,266 kg

STANDARDS COMPLIANCE	ANSI A92.5, CSA B354.4, CE Compliance, AS 1418.10, PB-10-611-03
----------------------	---

RANGE OF MOTION S™-80



RANGE OF MOTION S™-85



* The metric equivalent of working height adds 2 m to platform height. U.S. adds 6 ft to platform height.
** Gradeability applies to driving on slopes. See operator's manual for details regarding slope ratings.
*** Weight will vary depending on options and/or country standards.