

LE SERIES

ELECTRIC SCISSOR LIFTS



Performance

Platform Height—Elevated		
3369LE	33 ft	10.06 m
4069LE	40 ft	12.19 m
Platform Capacity		
3369LE	1,000 lb	454 kg
4069LE	800 lb	362 kg
Capacity on Platform Extension		
	250 lb	113 kg
Lift/Lower Time		
3369LE	38/42 sec	
4069LE	54/50 sec	
Maximum Drive Height		
3369LE	Full Height	
4069LE	30 ft	9.14 m
Weight*		
3369LE	9,760 lb	4,427 kg
4069LE	10,560 lb	4,790 kg
Ground Bearing Pressure		
3369LE	57 PSI	4.01 kg/cm ²
4069LE	61 PSI	4.29 kg/cm ²
Drive Speed		
Elevated	0.4 mph	0.64 kmph
Lowered	3.0 mph	4.8 kmph
Gradeability		
2WD	35%	
4WD	45%	
Turning Radius		
Inside	90 in.	2.29 m
Outside	186 in.	4.72 m

Standard Specifications

Tires

- Standard 240/55-17.5 Foam-Filled Non-Marking Tires
- Optional Foam-Filled Sand/Turf Tires

Brakes

- Spring Applied Hydraulically Released Discs

Power Source

Batteries	8 x 6V, 370 amp-hr	
Charger	20 Amp, Automatic SCR Charger	
Electric Pump Motor	Series Wound	
Drive Motors	Two 5.5 hp Shunt Wound	
Generator Set (M models only)		
45 Amp Kubota	6 hp	4.47 kW
Engine Fuel Tank Capacity	4 gal.	15.14 L

Hydraulic System

Capacity	8.5 gal.	32.18 L
Pump	Single Section Gear Pump	

*Certain options or country standards will increase weight.



Standard Features

- 65 x 115 in. (1.65 x 2.92 m) Work Platform
- Full Time ATC—JLG Automatic Traction Control System
- Oscillating Axle
- Proportional Direct DC Electric Drive
- Proportional Lift Up
- 110V-AC Receptacle in Platform
- 8 x 6V, 370 amp-hr Batteries
- 3 ft Roll-Out Deck Extension
- On-Board Diagnostics with Common JLG Analyzer
- Fold-Down Hand Rails
- Moveable, Removable Platform Console Box
- 20 Amp Automatic, SCR Battery Charger
- Battery Charge Indicator in Platform
- 3 Degree Tilt Indicator Light and Alarm
- All Motion Alarm
- Manual Descent
- Tie Down Lugs
- Hourmeter
- Horn

Accessories & Options

- 110V AC Power Pack (Inverter, not available on multi-powered models)
- Flashing Amber Beacon
- Hydraulic Leveling Jacks
- Platform Work Lights
- QuikCharge GenSet
- All-Wheel Drive

LE SERIES

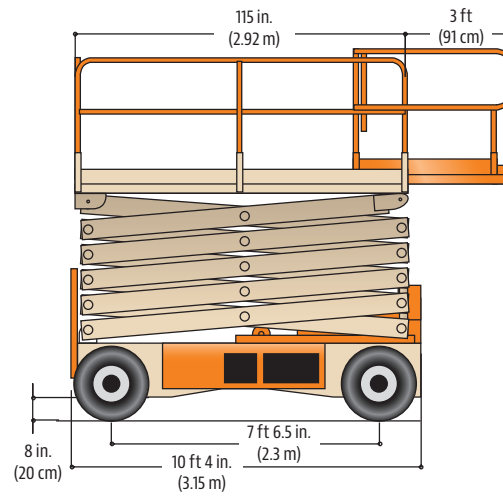
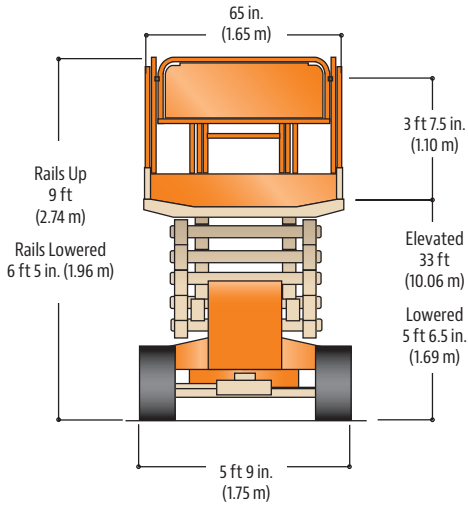
ELECTRIC SCISSOR LIFTS



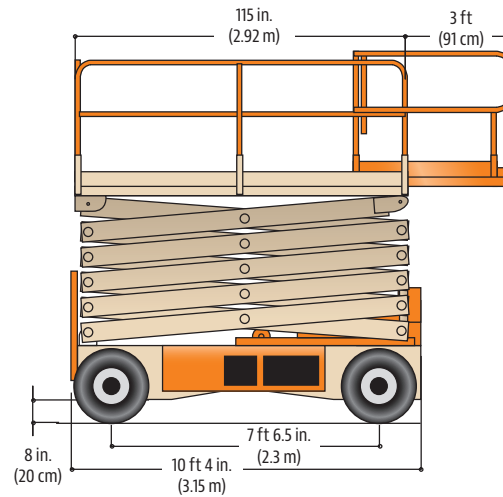
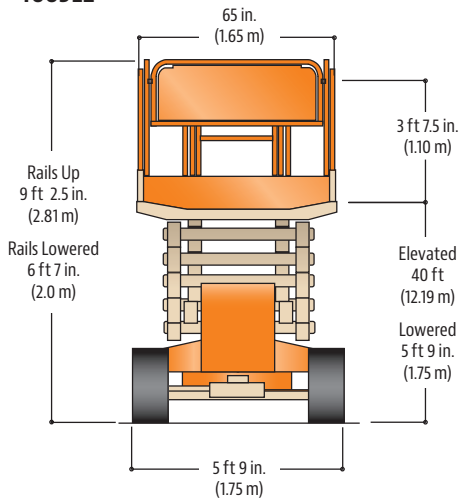
Dimensions

All dimensions are approximate.

3369LE



4069LE



The JLG "1 & 5" Warranty

JLG Industries, Inc. backs its products with its exclusive "1 & 5" Warranty. We provide coverage on all products for one (1) full year, and cover all specified major structural components for five (5) years. Due to continuous product improvements, we reserve the right to make specification and/or equipment changes without prior notification. This machine meets or exceeds applicable OSHA Regulations in 29 CFR 1910.67, 29 CFR 1926.453, ANSI A92.5-2006, and CSA Standard CAN3-B354.2-M82, as originally manufactured for intended applications.

Part No.: 3131502
R051613
Printed in USA

JLG Industries, Inc.
1 JLG Drive
McConnellsburg, PA 17233-9533
Telephone 717-485-5161
Toll-free in US 877-JLG-LIFT
Fax 717-485-6417
www.jlg.com
An Oshkosh Corporation Company